

Filters:

Network: BGE

Enterprise: BGE Public

Location: BGE - 1122 Hollins St, BGE - Barclay Street Lot, BGE - Borgerding DC - MCS, BGE - Carroll Park, BGE - Fed Hill Park, BGE - Hargrove DC - MCS, BGE - JFA Lot, BGE - Leon Day Park, BGE - Middle Branch Park, BGE - Northeast Market, BGE - Openworks, BGE - Pennsylvania Ave, BGE - Riverside Park, BGE - Roosevelt Park, BGE - Sharpe St, BGE - St Casmirs Park, BGE - St Frances Academy, BGE - State Center, BGE - Union Square Park, BGE-Maryland Zoo

Date Range: 10-01-2024 to 11-01-2024

Charging Sessions

3,006



CO2 Offset

132,978.39 lbs



Gasoline Saved

6,788.1 gallons



Energy Used

67,880.75 kWh



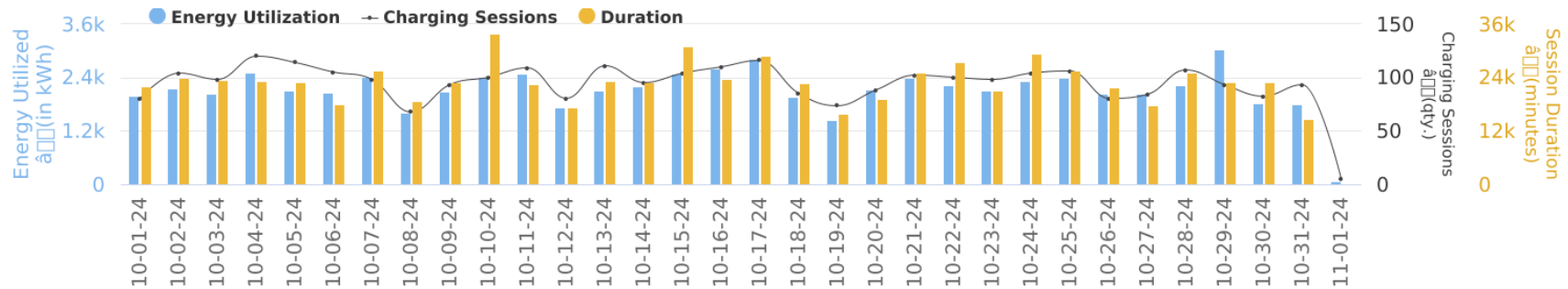
Revenue

15,832.58

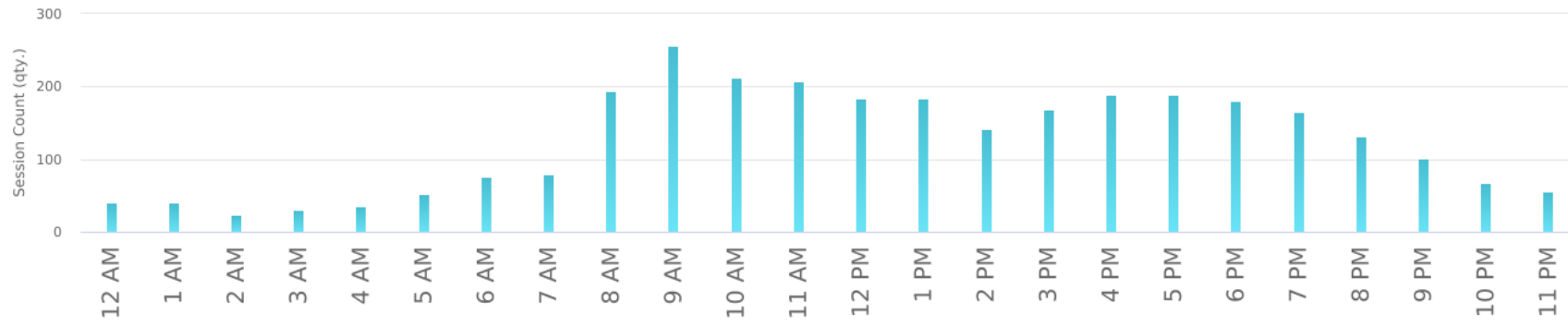
USD



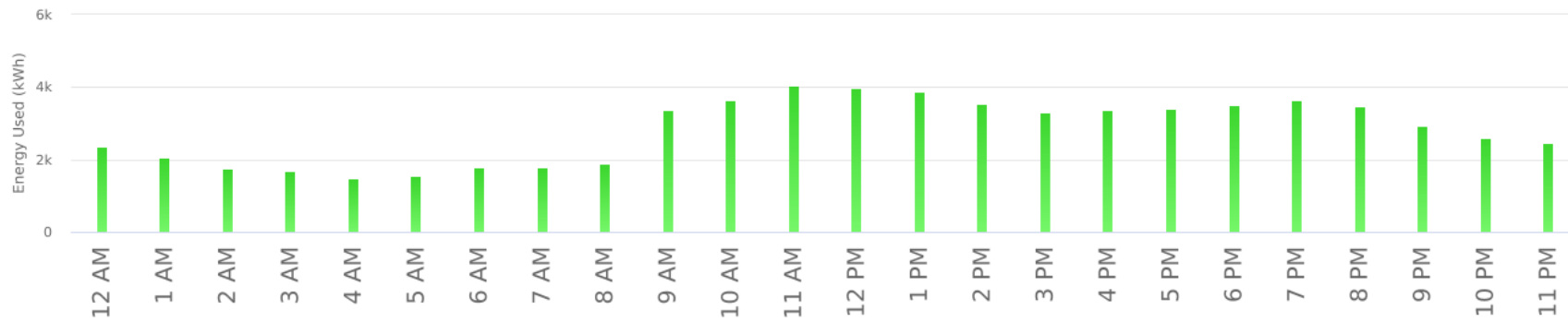
Energy Utilization | Duration | Charging Sessions



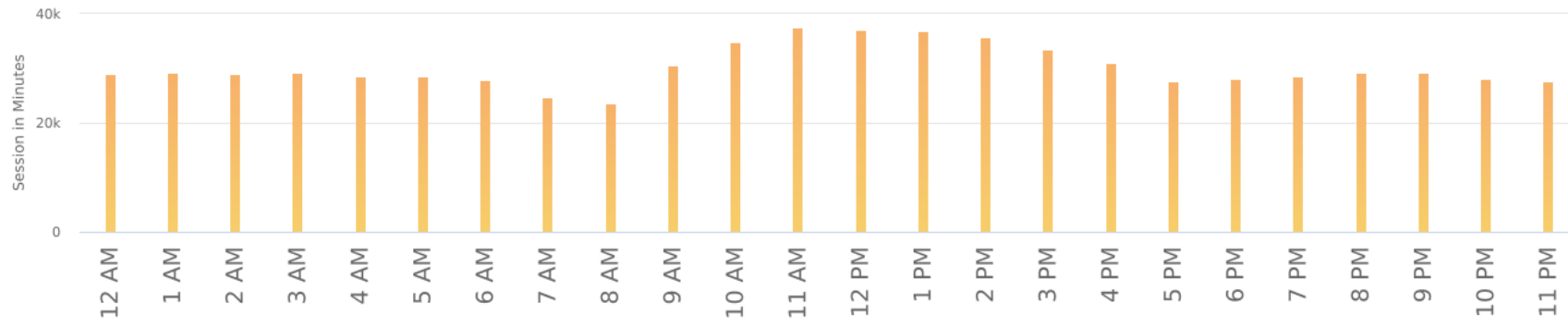
Hourly Utilization - Charging Session



Hourly Utilization - Energy Used



Hourly Utilization - Duration



Energy Utilization | Duration | Charging Session | Revenue Data

Sno.	Network	Enterprise	Location	Energy Utilization (kWh)	Duration(minutes)	Charging Sessions (qty.)	Revenue	Currency
1	BGE	BGE Public	BGE - Pennsylvania Ave	11,181.03	35,168.52	465	3,632.68	USD
2	BGE	BGE Public	BGE - St Frances Academy	10,146.89	18,829.97	378	3,400.62	USD
3	BGE	BGE Public	BGE - Barclay Street Lot	4,193.62	31,862.57	272	1,029.59	USD
4	BGE	BGE Public	BGE - Borgerding DC - MCS	5,222.96	62,893.37	179	900.72	USD
5	BGE	BGE Public	BGE - Sharpe St	4,834.73	88,790.48	161	846.45	USD
6	BGE	BGE Public	BGE - Roosevelt Park	2,853.22	38,849.10	155	509.17	USD
7	BGE	BGE Public	BGE - St Casmirs Park	5,033.16	56,267.15	155	893.64	USD
8	BGE	BGE Public	BGE - Riverside Park	3,129.70	67,138.55	149	535.96	USD
9	BGE	BGE Public	BGE - State Center	3,266.08	82,116.42	148	558.96	USD
10	BGE	BGE Public	BGE-Maryland Zoo	1,807.21	21,484.18	147	312.64	USD
11	BGE	BGE Public	BGE - Northeast Market	2,443.50	15,327.23	126	717.00	USD
12	BGE	BGE Public	BGE - Openworks	2,678.34	37,415.37	107	447.65	USD
13	BGE	BGE Public	BGE - 1122 Hollins St	2,533.85	38,270.38	103	436.28	USD
14	BGE	BGE Public	BGE - Union Square Park	2,504.79	39,941.62	86	414.51	USD
15	BGE	BGE Public	BGE - Hargrove DC - MCS	1,299.93	4,276.23	82	366.71	USD
16	BGE	BGE Public	BGE - JFA Lot	991.88	16,267.70	64	168.68	USD
17	BGE	BGE Public	BGE - Middle Branch Park	732.52	21,702.78	62	127.02	USD
18	BGE	BGE Public	BGE - Carroll Park	1,828.27	21,341.52	57	319.30	USD
19	BGE	BGE Public	BGE - Fed Hill Park	466.60	10,474.93	55	83.31	USD
20	BGE	BGE Public	BGE - Leon Day Park	732.46	8,068.25	55	131.69	USD