

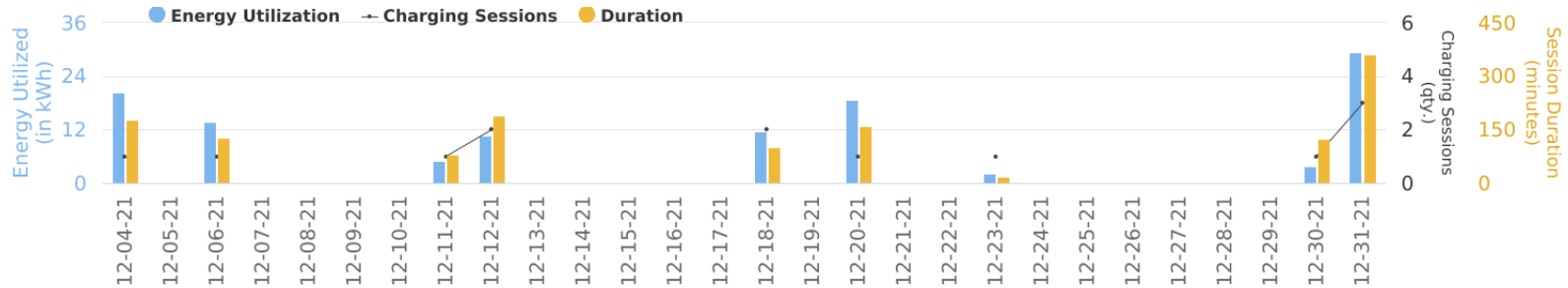


Filters:

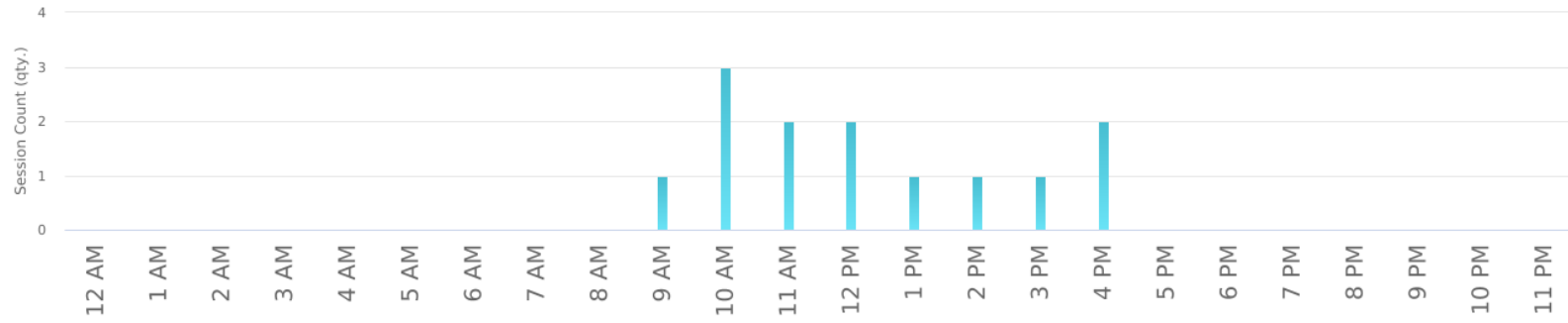
Network: BGE
Enterprise: BGE Public
Location: BGE-Maryland Zoo
Date Range: 12-01-2021 to 01-01-2022

Charging Sessions 13 	CO2 Offset 225.64 lbs 	Gasoline Saved 11.5 gallons 	Energy Used 115.18 kWh 	Revenue 20.74 USD 
--	---	---	--	---

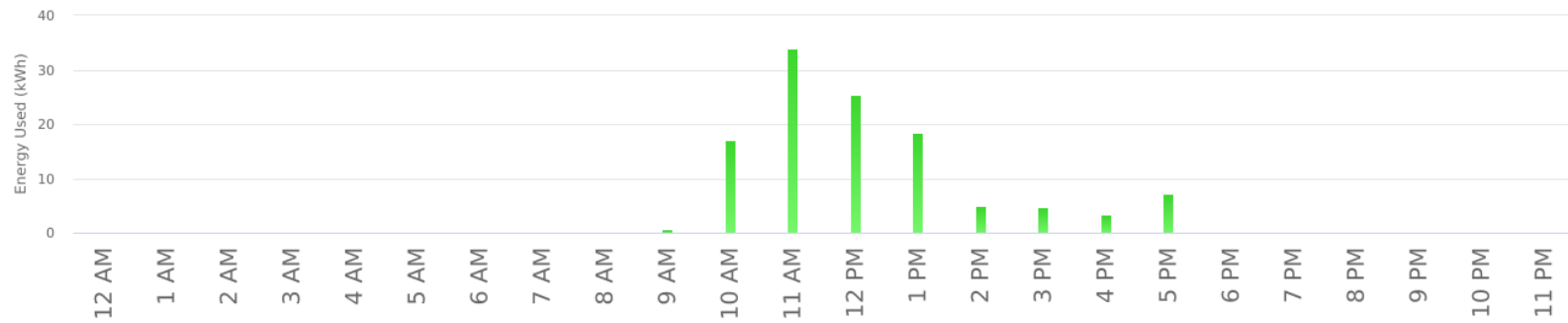
Energy Utilization | Duration | Charging Sessions



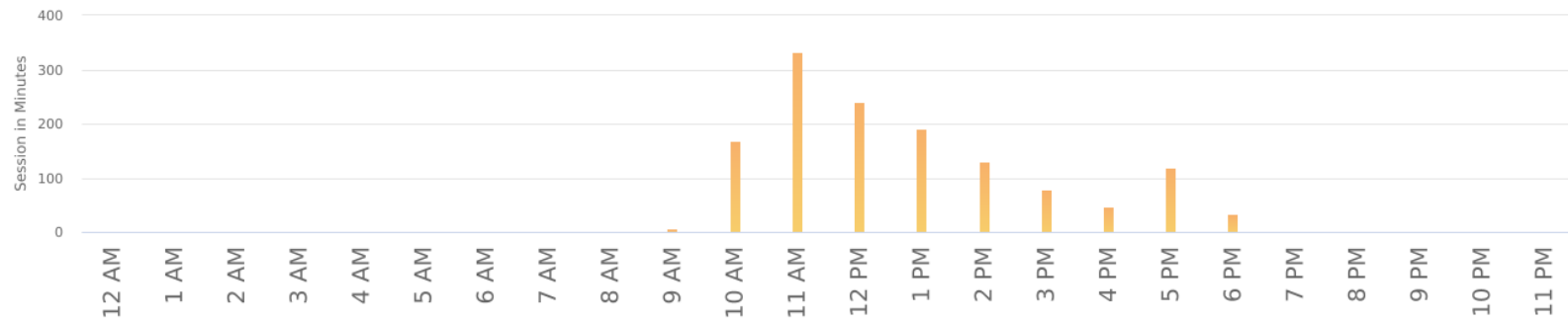
Hourly Utilization - Charging Session



Hourly Utilization - Energy Used



Hourly Utilization - Duration



Energy Utilization | Duration | Charging Session | Revenue Data

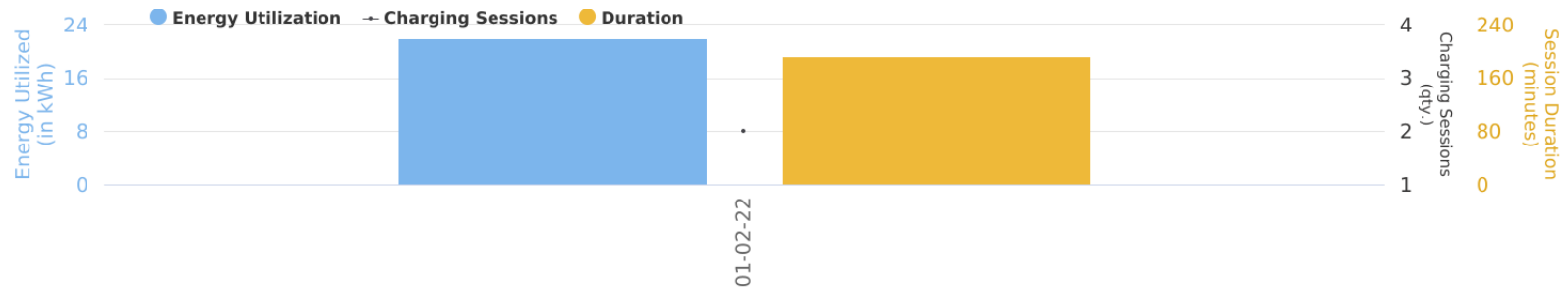
Sno.	Network	Enterprise	Location	Energy Utilization (kWh)	Duration(minutes)	Charging Sessions (qty.)	Revenue(USD)
1	BGE	BGE Public	BGE-Maryland Zoo	115.18	1,341.40	13	20.74

Filters:

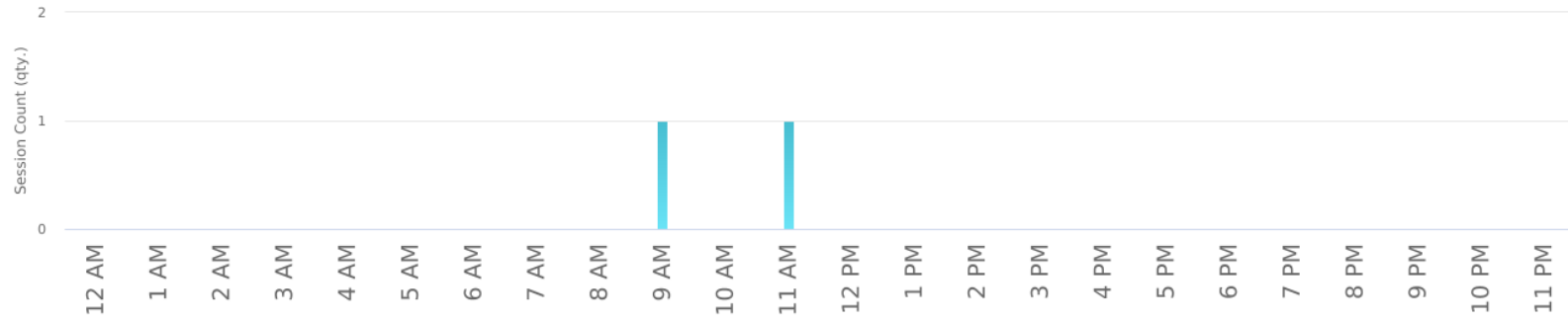
Network: BGE
Enterprise: BGE Public
Location: BGE-Maryland Zoo
Date Range: 01-01-2022 to 02-01-2022

Charging Sessions 2 	CO2 Offset 42.92 lbs 	Gasoline Saved 2.2 gallons 	Energy Used 21.91 kWh 	Revenue 3.95 USD 
--	---	---	--	---

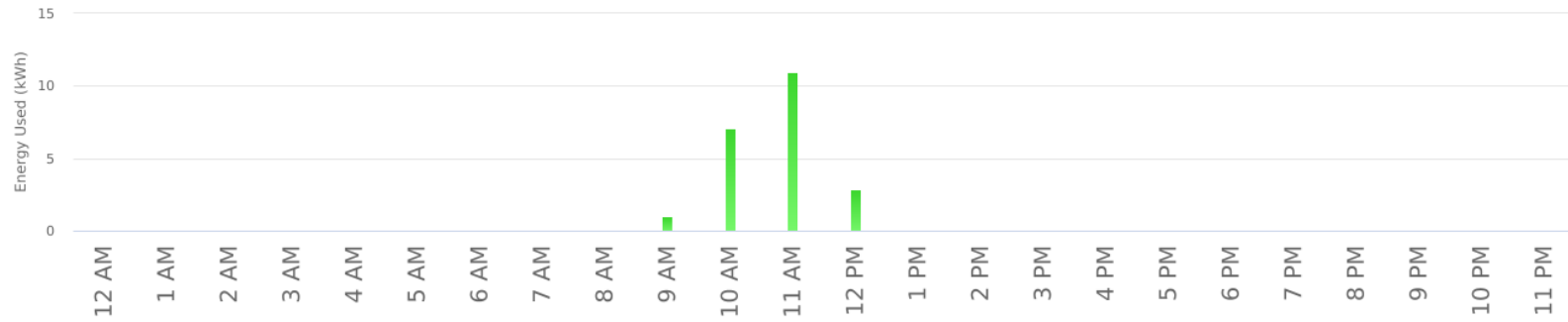
Energy Utilization | Duration | Charging Sessions



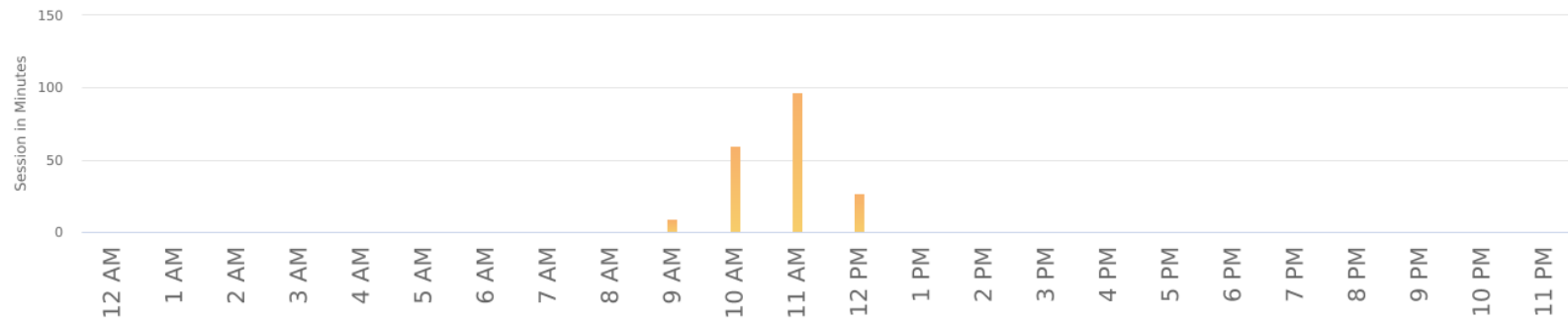
Hourly Utilization - Charging Session



Hourly Utilization - Energy Used



Hourly Utilization - Duration




Energy Utilization | Duration | Charging Session | Revenue Data

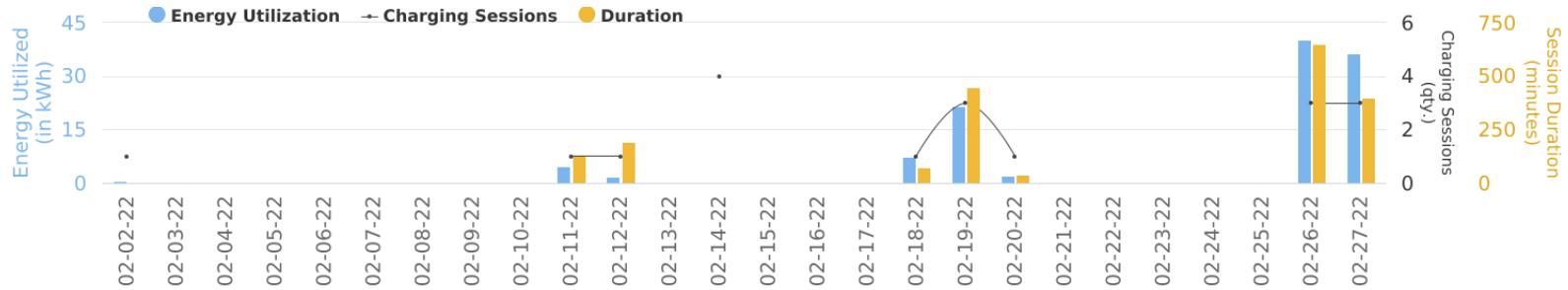
Sno.	Network	Enterprise	Location	Energy Utilization (kWh)	Duration(minutes)	Charging Sessions (qty.)	Revenue(USD)
1	BGE	BGE Public	BGE-Maryland Zoo	21.91	193.05	2	3.95

Filters:

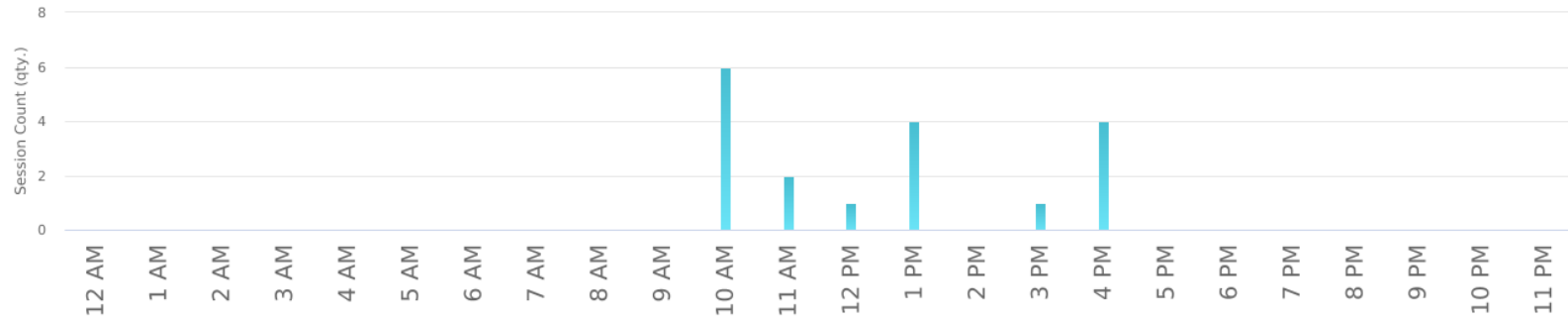
Network: BGE
Enterprise: BGE Public
Location: BGE - Leon Day Park, BGE-Maryland Zoo
Date Range: 02-01-2022 to 03-01-2022

Charging Sessions 18 	CO2 Offset 226.44 lbs 	Gasoline Saved 11.6 gallons 	Energy Used 115.59 kWh 	Revenue 20.56 USD 
--	---	---	--	---

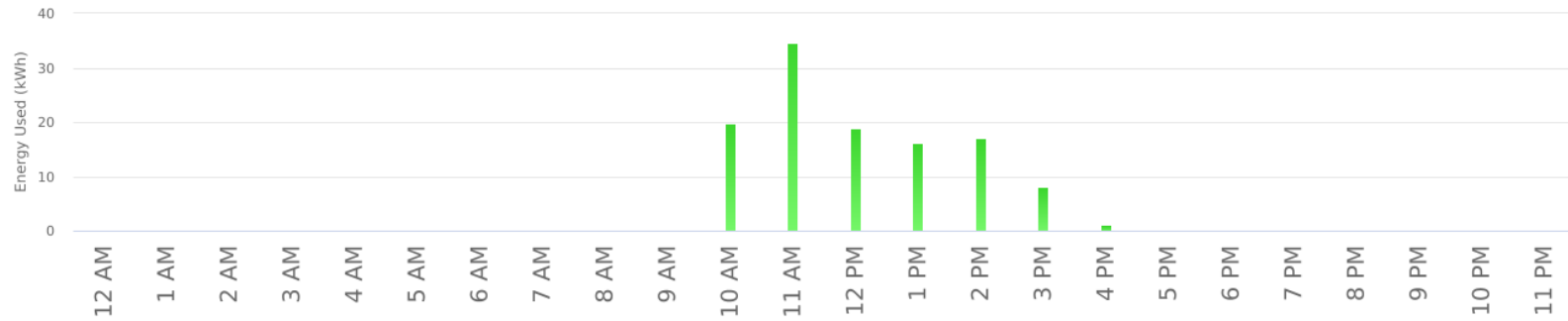
Energy Utilization | Duration | Charging Sessions



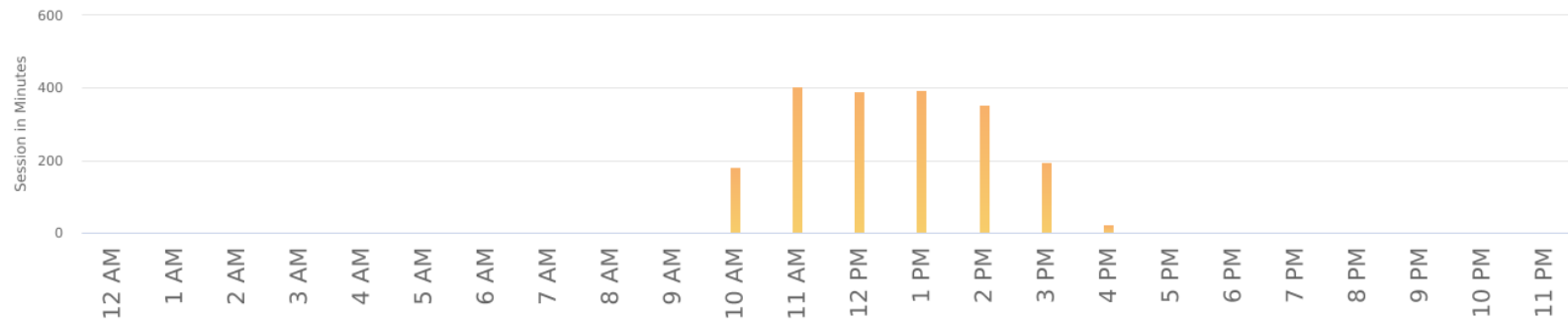
Hourly Utilization - Charging Session



Hourly Utilization - Energy Used



Hourly Utilization - Duration



Energy Utilization | Duration | Charging Session | Revenue Data

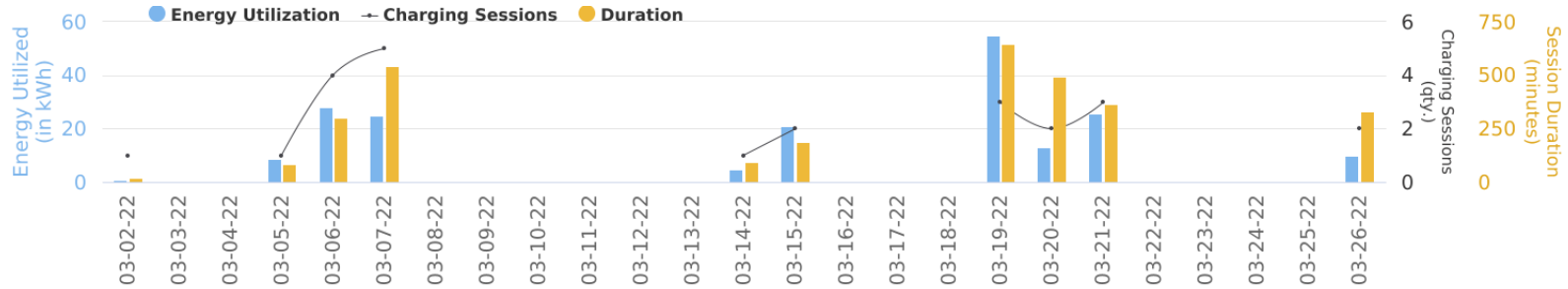
Sno.	Network	Enterprise	Location	Energy Utilization (kWh)	Duration(minutes)	Charging Sessions (qty.)	Revenue(USD)
1	BGE	BGE Public	BGE-Maryland Zoo	113.00	1,901.35	13	20.16
2	BGE	BGE Public	BGE - Leon Day Park	2.59	46.13	5	0.40

Filters:

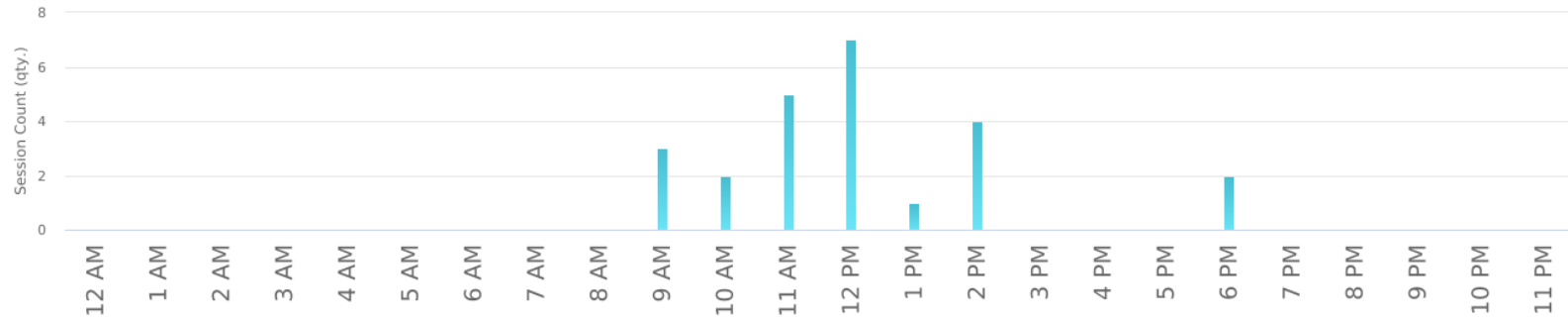
Network: BGE
Enterprise: BGE Public
Location: BGE - Leon Day Park, BGE-Maryland Zoo
Date Range: 03-01-2022 to 04-01-2022

Charging Sessions 24 	CO2 Offset 376.05 lbs 	Gasoline Saved 19.2 gallons 	Energy Used 191.96 kWh 	Revenue 32.2 USD 
--	---	---	--	--

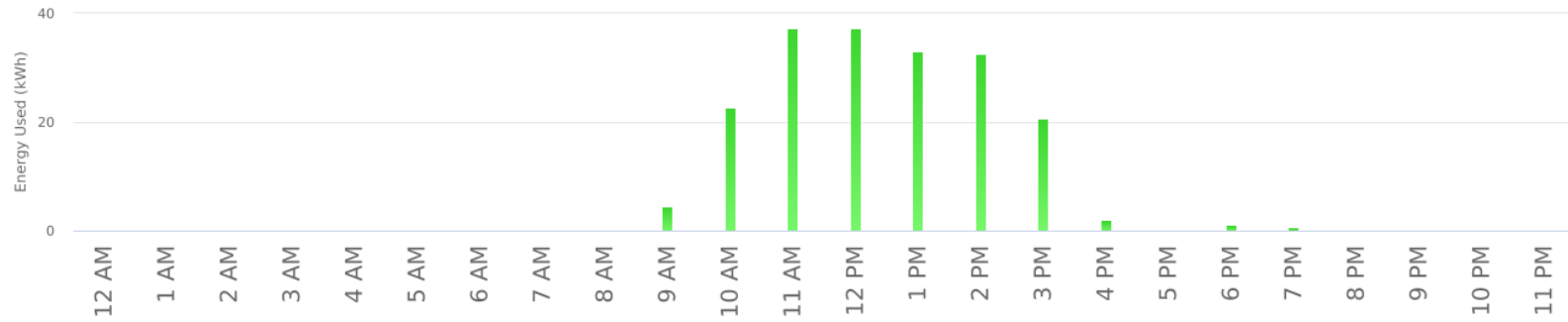
Energy Utilization | Duration | Charging Sessions



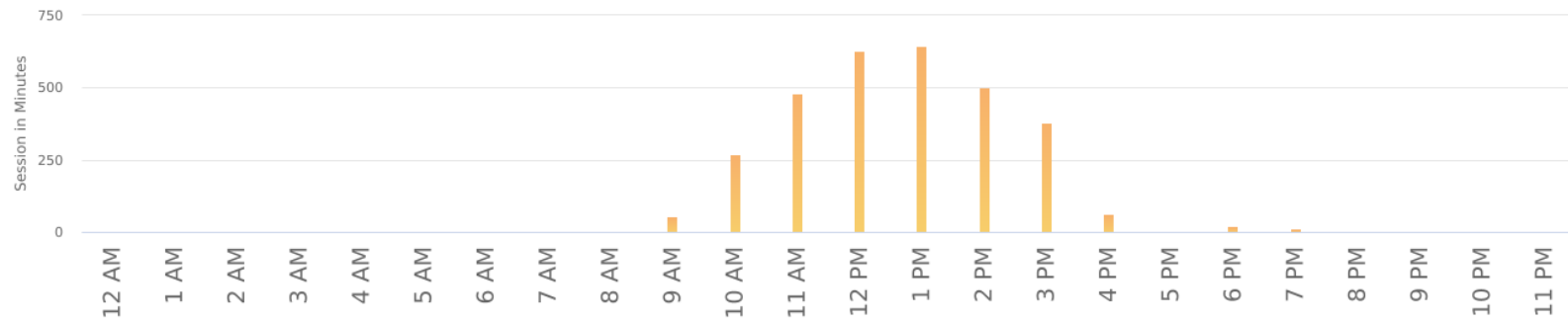
Hourly Utilization - Charging Session



Hourly Utilization - Energy Used



Hourly Utilization - Duration



Energy Utilization | Duration | Charging Session | Revenue Data

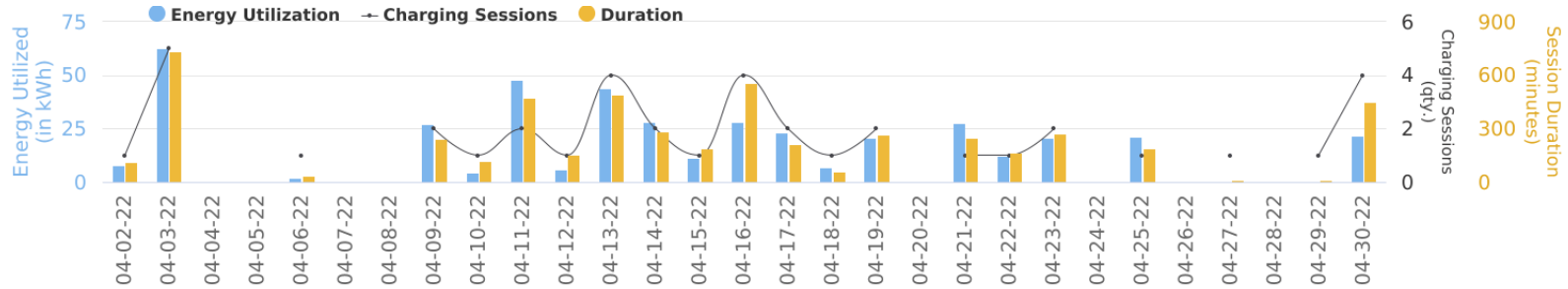
Sno.	Network	Enterprise	Location	Energy Utilization (kWh)	Duration(minutes)	Charging Sessions (qty.)	Revenue(USD)
1	BGE	BGE Public	BGE-Maryland Zoo	190.23	3,032.02	22	31.89
2	BGE	BGE Public	BGE - Leon Day Park	1.74	32.40	2	0.31

Filters:

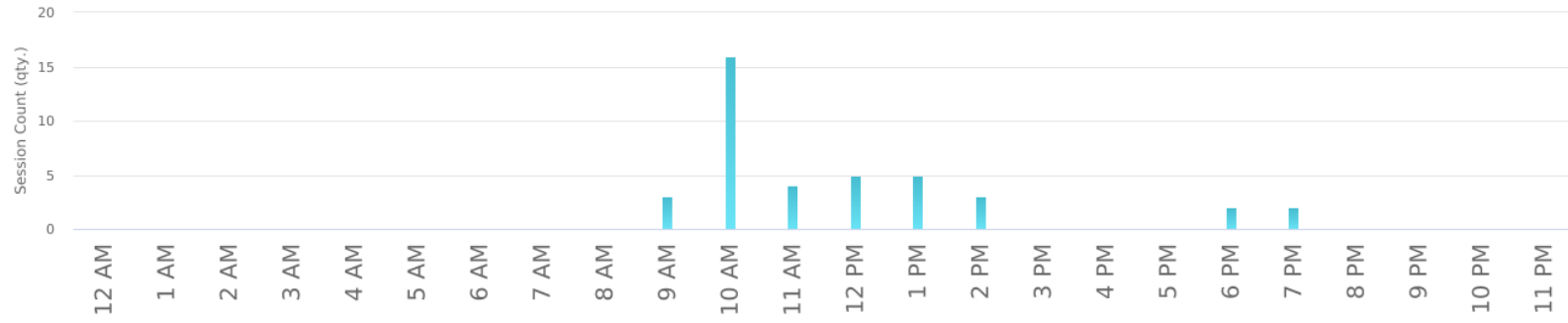
Network: BGE
Enterprise: BGE Public
Location: BGE - Leon Day Park, BGE-Maryland Zoo
Date Range: 04-01-2022 to 05-01-2022

Charging Sessions 40 	CO2 Offset 832.87 lbs 	Gasoline Saved 42.5 gallons 	Energy Used 425.15 kWh 	Revenue 76.39 USD 
--	---	---	--	---

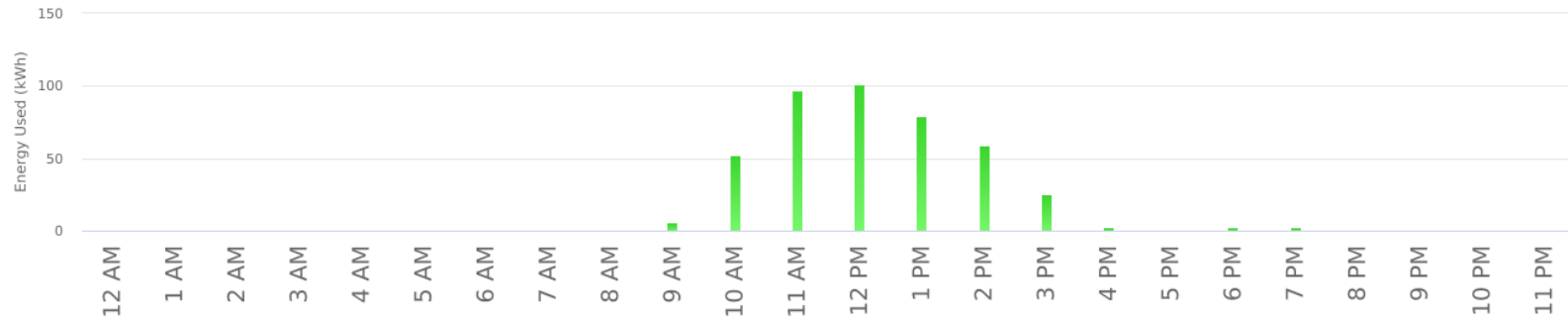
Energy Utilization | Duration | Charging Sessions



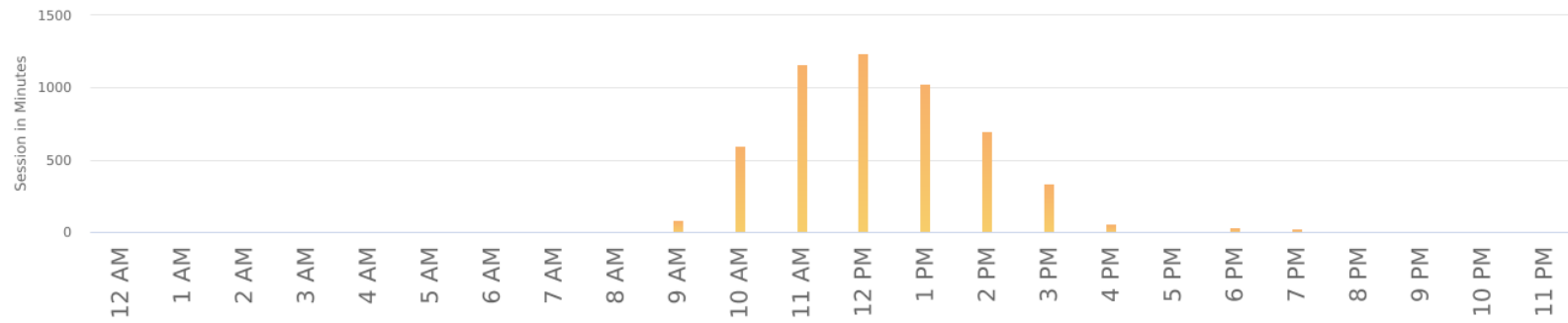
Hourly Utilization - Charging Session



Hourly Utilization - Energy Used



Hourly Utilization - Duration



Energy Utilization | Duration | Charging Session | Revenue Data

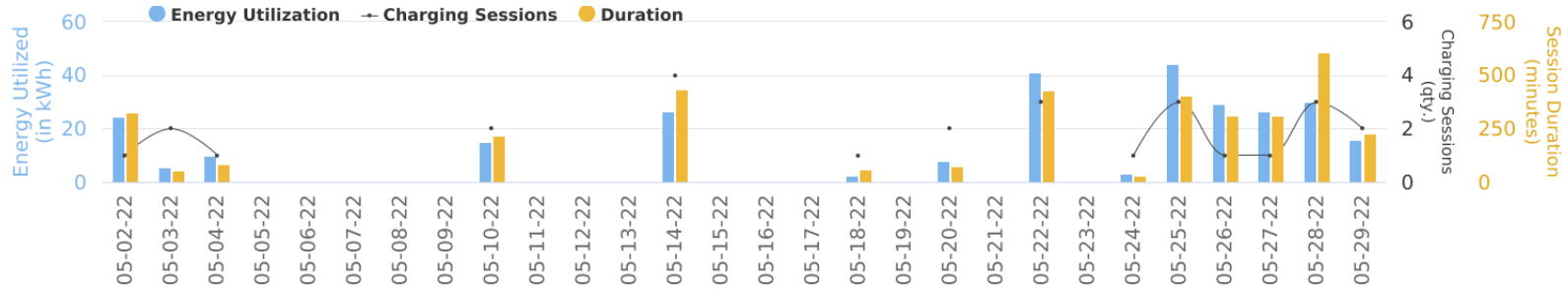
Sno.	Network	Enterprise	Location	Energy Utilization (kWh)	Duration(minutes)	Charging Sessions (qty.)	Revenue(USD)
1	BGE	BGE Public	BGE-Maryland Zoo	408.82	4,998.73	34	73.47
2	BGE	BGE Public	BGE - Leon Day Park	16.33	281.15	6	2.92

Filters:

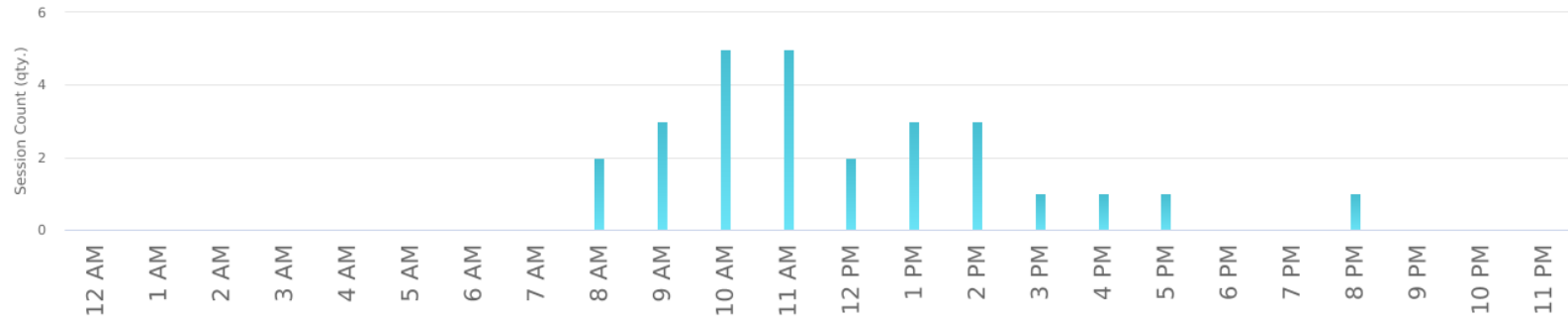
Network: BGE
Enterprise: BGE Public
Location: BGE - Leon Day Park, BGE-Maryland Zoo
Date Range: 05-01-2022 to 06-01-2022

Charging Sessions 27 	CO2 Offset 552.85 lbs 	Gasoline Saved 28.2 gallons 	Energy Used 282.21 kWh 	Revenue 50.84 USD 
--	---	---	--	---

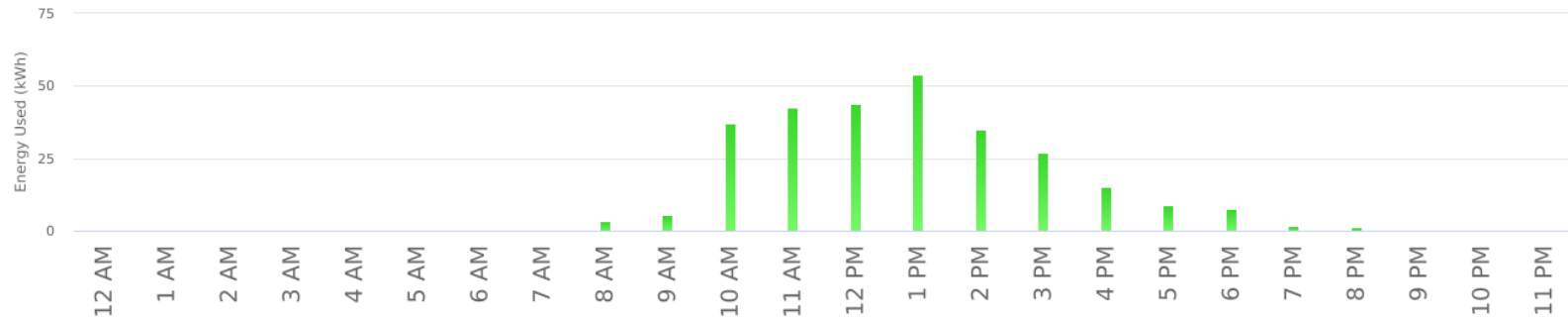
Energy Utilization | Duration | Charging Sessions



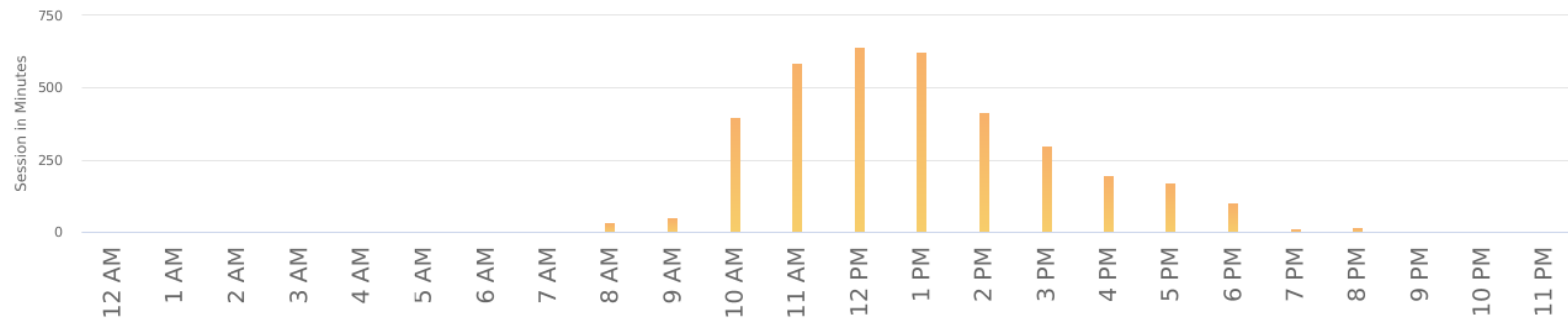
Hourly Utilization - Charging Session



Hourly Utilization - Energy Used



Hourly Utilization - Duration



Energy Utilization | Duration | Charging Session | Revenue Data

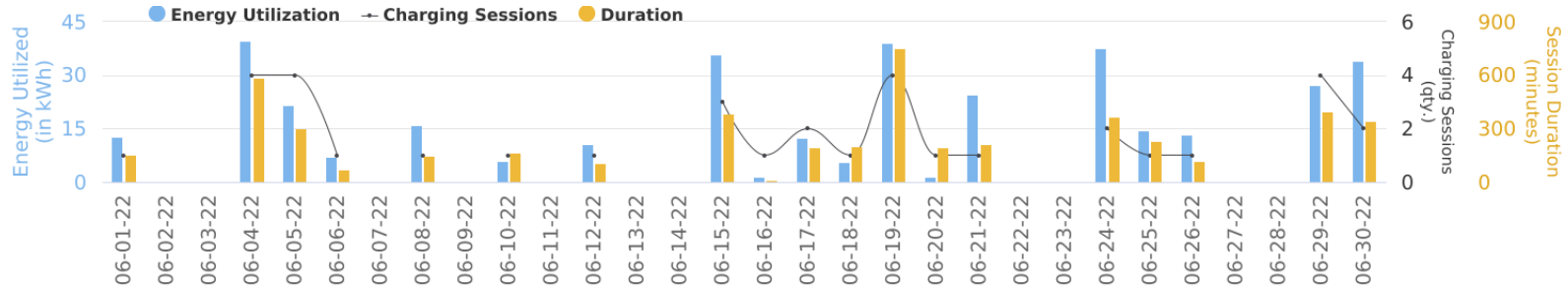
Sno.	Network	Enterprise	Location	Energy Utilization (kWh)	Duration(minutes)	Charging Sessions (qty.)	Revenue(USD)
1	BGE	BGE Public	BGE-Maryland Zoo	226.62	2,828.10	21	40.87
2	BGE	BGE Public	BGE - Leon Day Park	55.59	736.00	6	9.97

Filters:

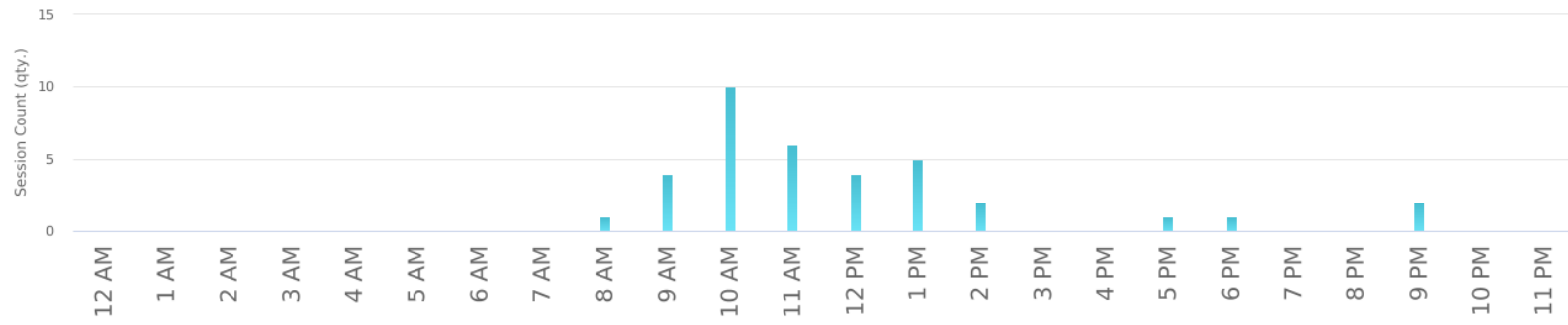
Network: BGE
Enterprise: BGE Public
Location: BGE - Leon Day Park, BGE-Maryland Zoo
Date Range: 06-01-2022 to 07-01-2022

Charging Sessions 36 	CO2 Offset 707.55 lbs 	Gasoline Saved 36.1 gallons 	Energy Used 361.18 kWh 	Revenue 65.08 USD 
--	---	---	--	---

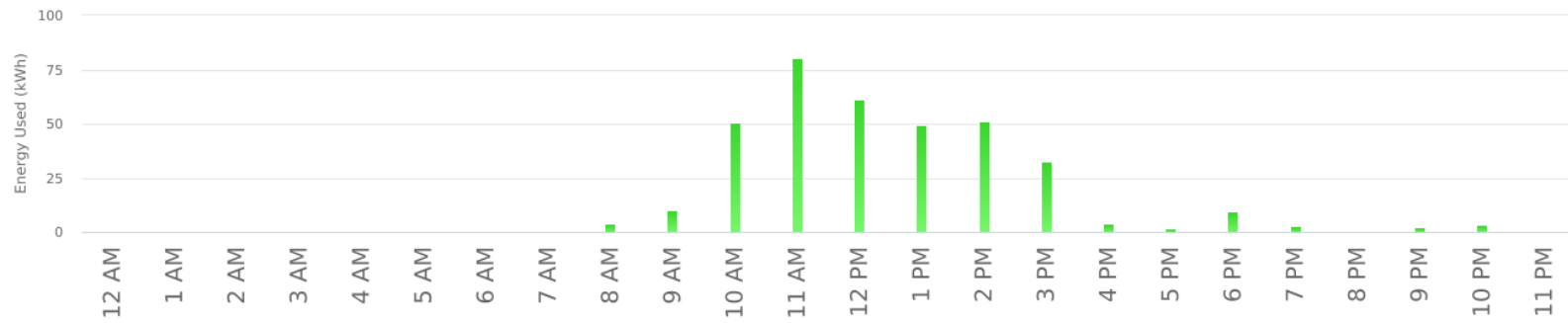
Energy Utilization | Duration | Charging Sessions



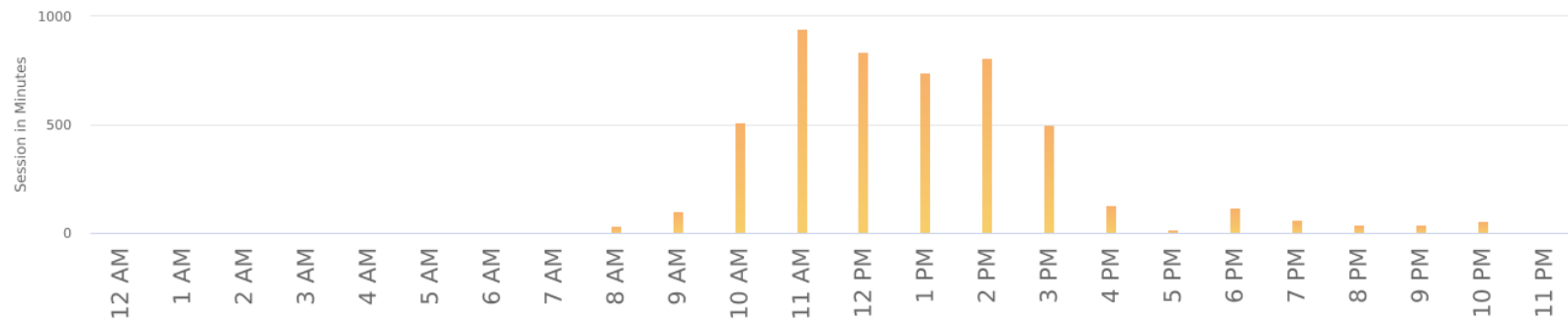
Hourly Utilization - Charging Session



Hourly Utilization - Energy Used



Hourly Utilization - Duration



Energy Utilization | Duration | Charging Session | Revenue Data

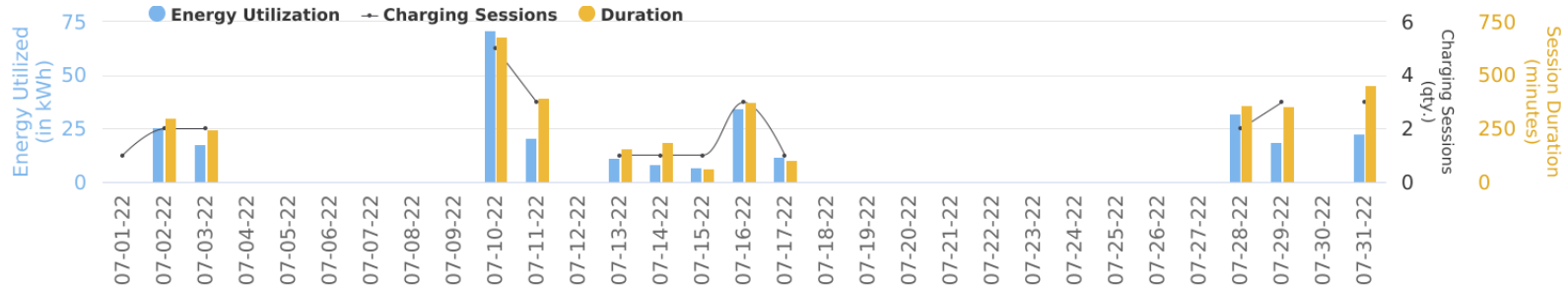
Sno.	Network	Enterprise	Location	Energy Utilization (kWh)	Duration(minutes)	Charging Sessions (qty.)	Revenue(USD)
1	BGE	BGE Public	BGE-Maryland Zoo	356.01	4,841.07	34	64.15
2	BGE	BGE Public	BGE - Leon Day Park	5.17	94.87	2	0.93

Filters:

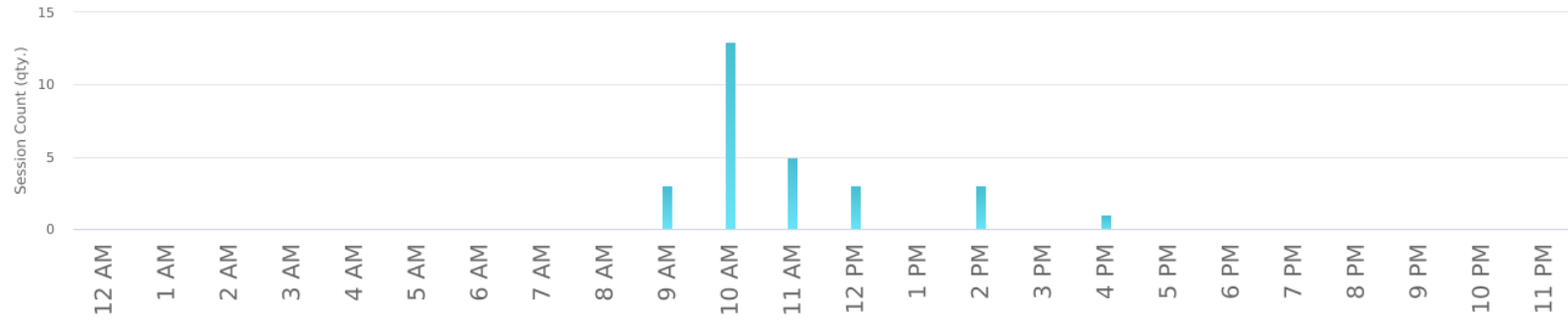
Network: BGE
Enterprise: BGE Public
Location: BGE - Leon Day Park, BGE-Maryland Zoo
Date Range: 07-01-2022 to 08-01-2022

Charging Sessions 28 	CO2 Offset 551.83 lbs 	Gasoline Saved 28.2 gallons 	Energy Used 281.69 kWh 	Revenue 50.49 USD 
--	---	---	--	---

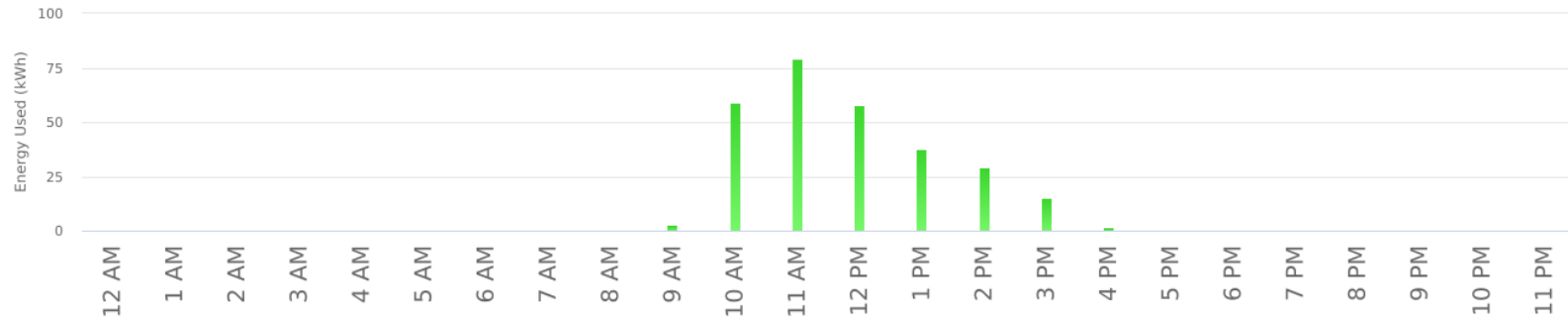
Energy Utilization | Duration | Charging Sessions



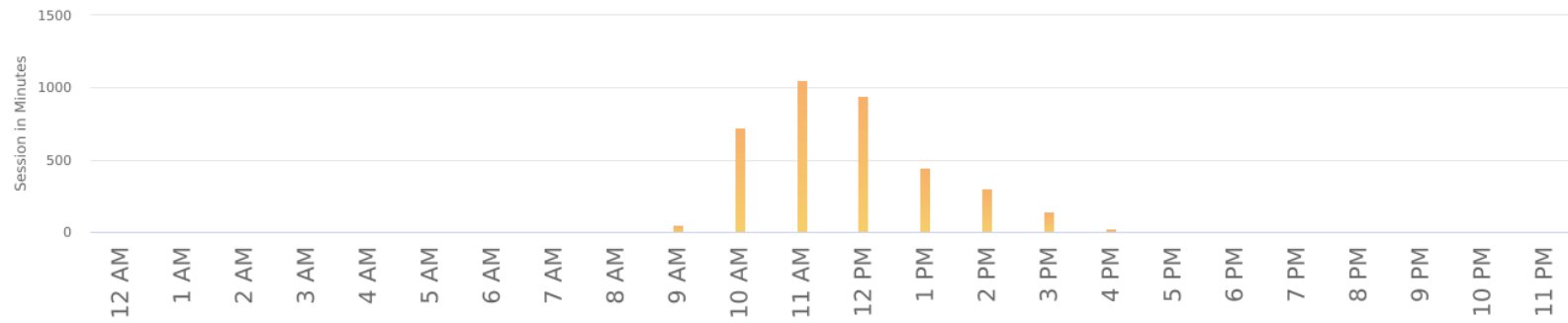
Hourly Utilization - Charging Session



Hourly Utilization - Energy Used



Hourly Utilization - Duration



Energy Utilization | Duration | Charging Session | Revenue Data

Sno.	Network	Enterprise	Location	Energy Utilization (kWh)	Duration(minutes)	Charging Sessions (qty.)	Revenue(USD)
1	BGE	BGE Public	BGE-Maryland Zoo	281.69	3,689.25	28	50.49

Filters:

Network: BGE

Enterprise: BGE Public

Location: BGE - Borgerding DC - MCS, BGE - Hargrove DC - MCS, BGE - Leon Day Park, BGE - State Center, BGE-Maryland Zoo

Date Range: 09-01-2022 to 09-30-2022

Charging Sessions

123



CO2 Offset

3,544.18 lbs



Gasoline Saved

180.9 gallons



Energy Used

1,809.18 kWh

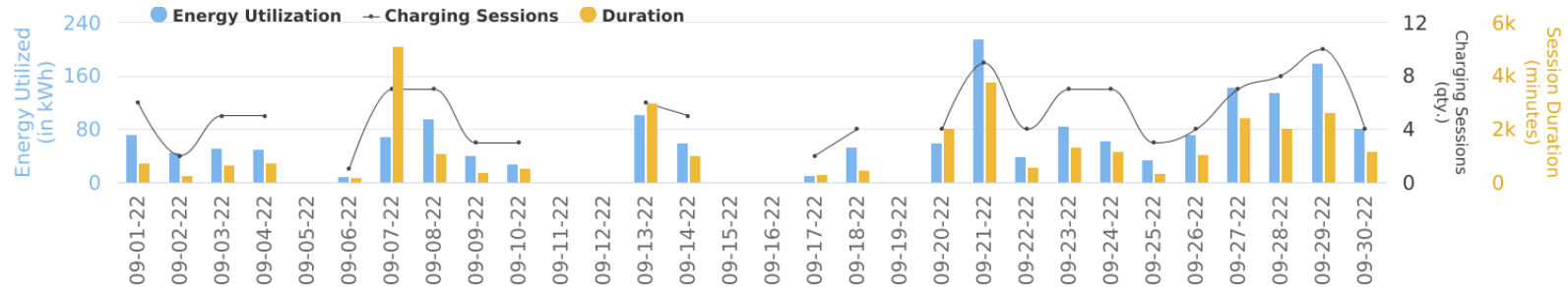


Revenue

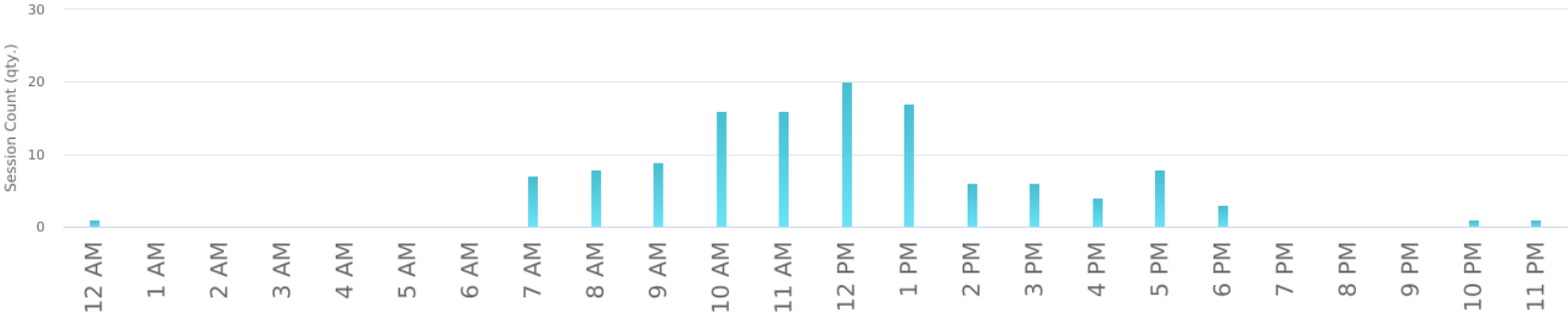
347.26 USD




Energy Utilization | Duration | Charging Sessions



Hourly Utilization - Charging Session



Hourly Utilization - Energy Used



Hourly Utilization - Duration



Energy Utilization | Duration | Charging Session | Revenue Data

Sno.	Network	Enterprise	Location	Energy Utilization (kWh)	Duration(minutes)	Charging Sessions (qty.)	Revenue(USD)
1	BGE	BGE Public	BGE - State Center	1,136.85	23,893.12	58	197.92
2	BGE	BGE Public	BGE-Maryland Zoo	311.44	4,805.58	35	56.08
3	BGE	BGE Public	BGE - Borgerding DC - MCS	67.68	2,496.32	13	12.18
4	BGE	BGE Public	BGE - Hargrove DC - MCS	211.00	1,044.62	13	66.28

Filters:

Network: BGE

Enterprise: BGE Public

Location: BGE - Borgerding DC - MCS, BGE - Hargrove DC - MCS, BGE - Leon Day Park, BGE - State Center, BGE-Maryland Zoo

Date Range: 09-01-2022 to 09-30-2022

Charging Sessions

123



CO2 Offset

3,544.18 lbs



Gasoline Saved

180.9 gallons



Energy Used

1,809.18 kWh

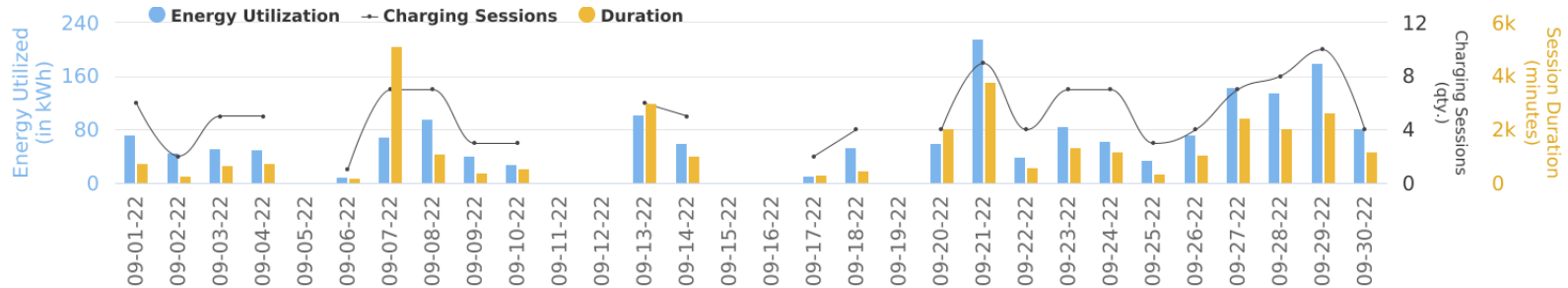


Revenue

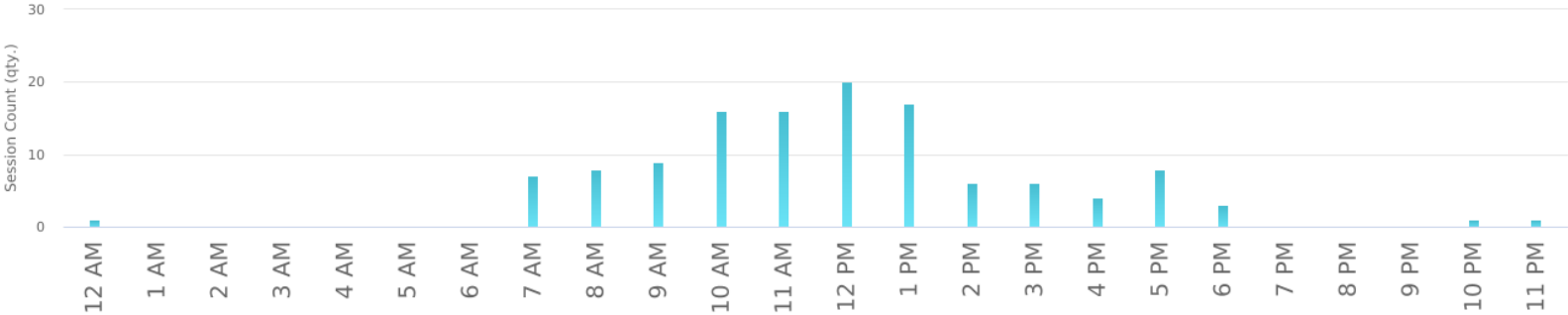
347.26 USD



Energy Utilization | Duration | Charging Sessions



Hourly Utilization - Charging Session



Hourly Utilization - Energy Used



Hourly Utilization - Duration



Energy Utilization | Duration | Charging Session | Revenue Data

Sno.	Network	Enterprise	Location	Energy Utilization (kWh)	Duration(minutes)	Charging Sessions (qty.)	Revenue(USD)
1	BGE	BGE Public	BGE - State Center	1,136.85	23,893.12	58	197.92
2	BGE	BGE Public	BGE-Maryland Zoo	311.44	4,805.58	35	56.08
3	BGE	BGE Public	BGE - Borgerding DC - MCS	67.68	2,496.32	13	12.18
4	BGE	BGE Public	BGE - Hargrove DC - MCS	211.00	1,044.62	13	66.28

Filters:

Network: BGE

Enterprise: BGE Public

Location: BGE - Borgerding DC - MCS, BGE - Hargrove DC - MCS, BGE - Leon Day Park, BGE - State Center, BGE-Maryland Zoo

Date Range: 10-01-2022 to 10-31-2022

Charging Sessions

137



CO2 Offset

3,510.31 lbs



Gasoline Saved

179.2 gallons



Energy Used

1,791.89 kWh

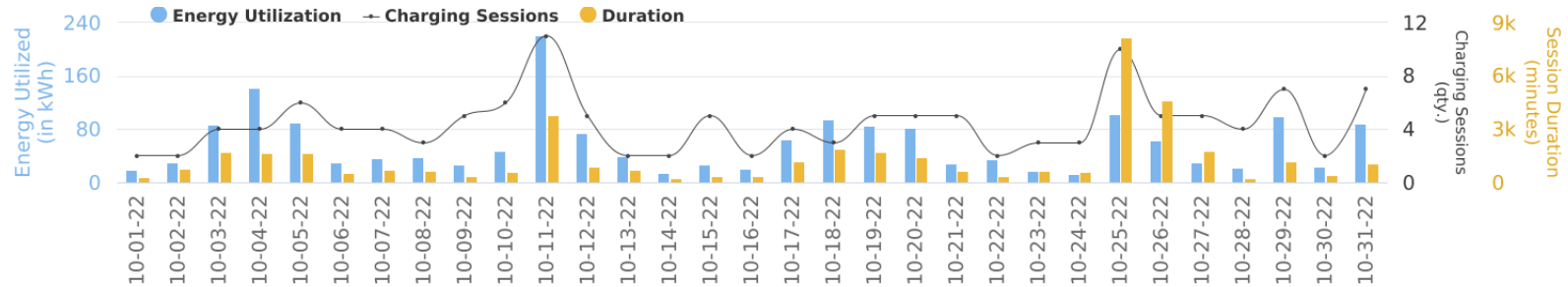


Revenue

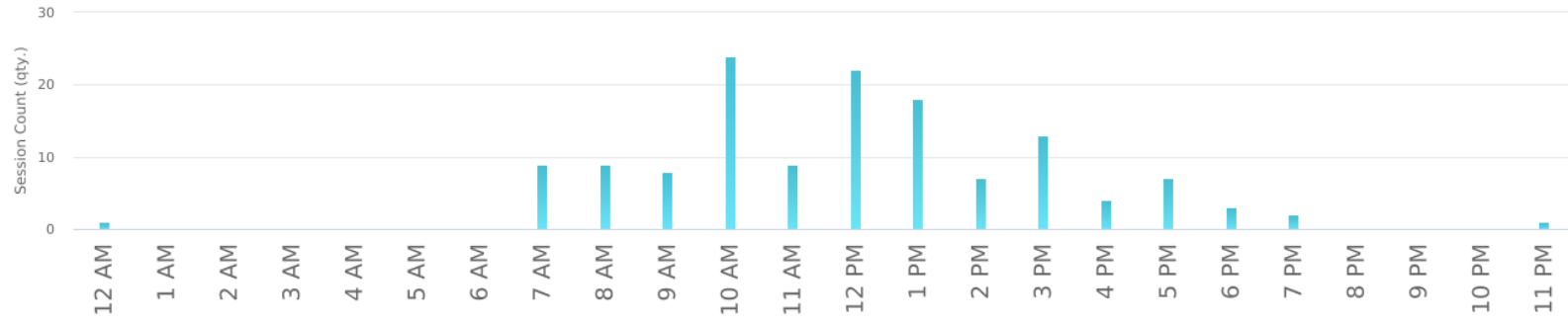
327.48 USD




Energy Utilization | Duration | Charging Sessions




Hourly Utilization - Charging Session



Hourly Utilization - Energy Used



Hourly Utilization - Duration



Energy Utilization | Duration | Charging Session | Revenue Data

Sno.	Network	Enterprise	Location	Energy Utilization (kWh)	Duration(minutes)	Charging Sessions (qty.)	Revenue(USD)
1	BGE	BGE Public	BGE - State Center	1,057.49	30,245.53	60	183.82
2	BGE	BGE Public	BGE-Maryland Zoo	371.19	5,991.70	45	66.88
3	BGE	BGE Public	BGE - Borgerding DC - MCS	140.30	2,726.87	14	25.22
4	BGE	BGE Public	BGE - Hargrove DC - MCS	135.12	1,111.33	11	35.74

Filters:

Network: BGE

Enterprise: BGE Public

Location: BGE - Borgerding DC - MCS, BGE - Hargrove DC - MCS, BGE - Leon Day Park, BGE - State Center, BGE-Maryland Zoo

Date Range: 11-01-2022 to 11-30-2022

Charging Sessions

125



CO2 Offset

3,875.27 lbs



Gasoline Saved

197.8 gallons



Energy Used

1,978.19 kWh

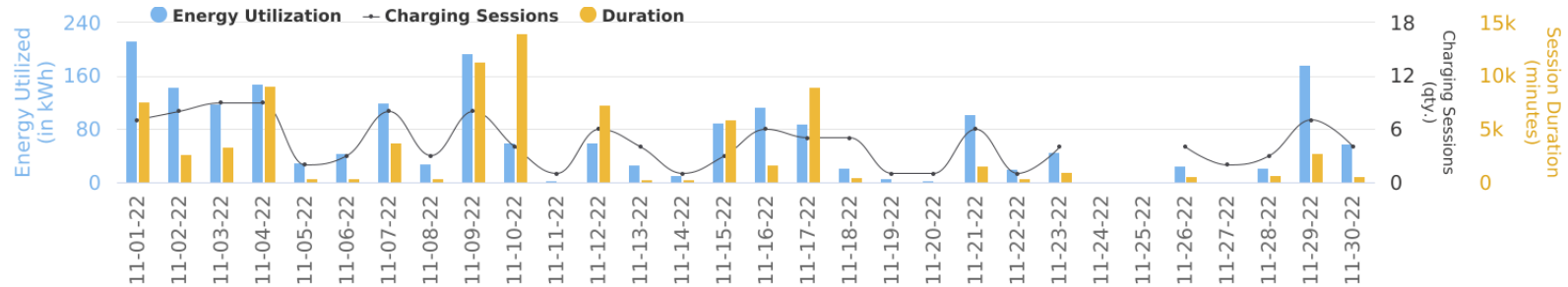


Revenue

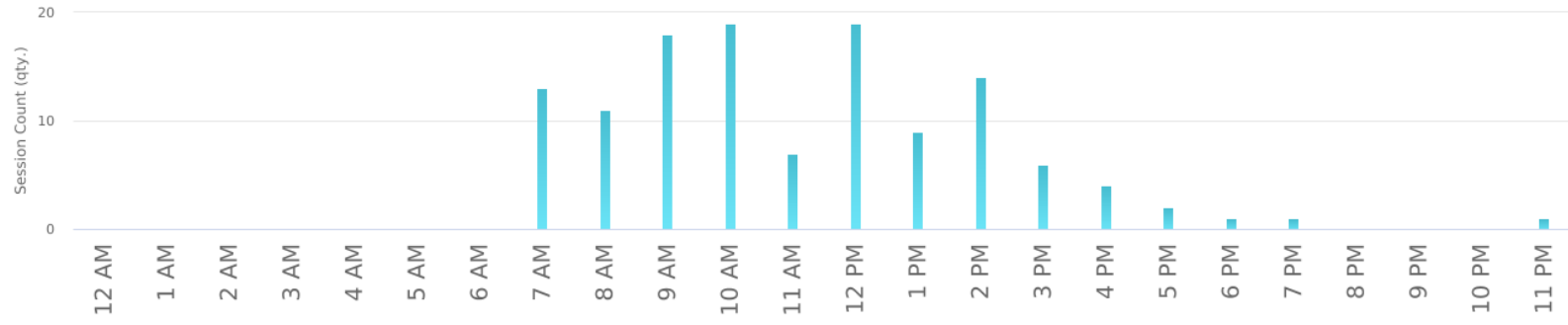
372.27 USD




Energy Utilization | Duration | Charging Sessions




Hourly Utilization - Charging Session



Hourly Utilization - Energy Used



Hourly Utilization - Duration



Energy Utilization | Duration | Charging Session | Revenue Data

Sno.	Network	Enterprise	Location	Energy Utilization (kWh)	Duration(minutes)	Charging Sessions (qty.)	Revenue(USD)
1	BGE	BGE Public	BGE - State Center	1,309.52	77,379.90	60	232.55
2	BGE	BGE Public	BGE-Maryland Zoo	305.55	4,408.73	34	55.05
3	BGE	BGE Public	BGE - Borgerding DC - MCS	188.44	3,001.57	17	33.91
4	BGE	BGE Public	BGE - Hargrove DC - MCS	115.59	210.58	10	38.77

Filters:

Network: BGE

Enterprise: BGE Public

Location: BGE - Borgerding DC - MCS, BGE - Hargrove DC - MCS, BGE - Leon Day Park, BGE - State Center, BGE-Maryland Zoo

Date Range: 12-01-2022 to 01-01-2023

Charging Sessions

57



CO2 Offset

1,821.89 lbs



Gasoline Saved

93 gallons



Energy Used

930.01 kWh

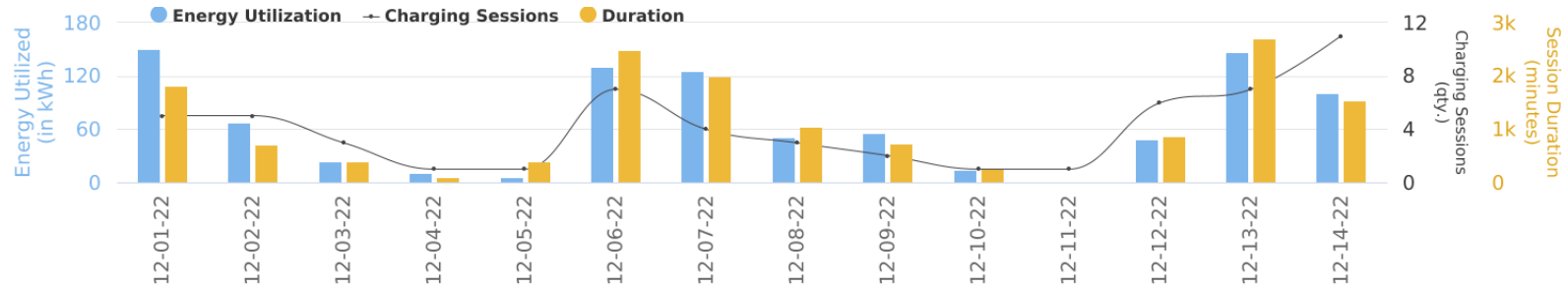


Revenue

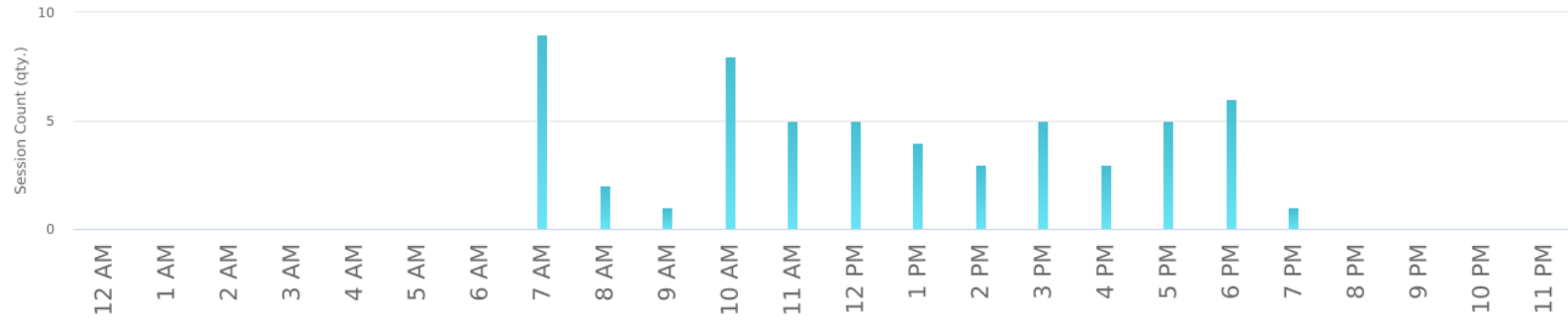
162.4 USD




Energy Utilization | Duration | Charging Sessions




Hourly Utilization - Charging Session



Hourly Utilization - Energy Used



Hourly Utilization - Duration



Energy Utilization | Duration | Charging Session | Revenue Data

Sno.	Network	Enterprise	Location	Energy Utilization (kWh)	Duration(minutes)	Charging Sessions (qty.)	Revenue(USD)
1	BGE	BGE Public	BGE - State Center	786.37	13,253.87	41	135.63
2	BGE	BGE Public	BGE - Borgerding DC - MCS	70.99	955.17	8	12.76
3	BGE	BGE Public	BGE-Maryland Zoo	66.83	811.23	7	12.03
4	BGE	BGE Public	BGE - Hargrove DC - MCS	5.82	14.70	1	1.98