

Filters:

Network: BGE

Enterprise: BGE Public

Location: BGE - Borgerding DC - MCS, BGE - Carroll Park, BGE - Hargrove DC - MCS, BGE - Leon Day Park, BGE - Middle Branch Park, BGE - State Center, BGE-Maryland Zoo

Date Range: 01-01-2023 to 02-01-2023

Charging Sessions

186



CO2 Offset

6,339.38 lbs



Gasoline Saved

323.6 gallons



Energy Used

3,236.03 kWh

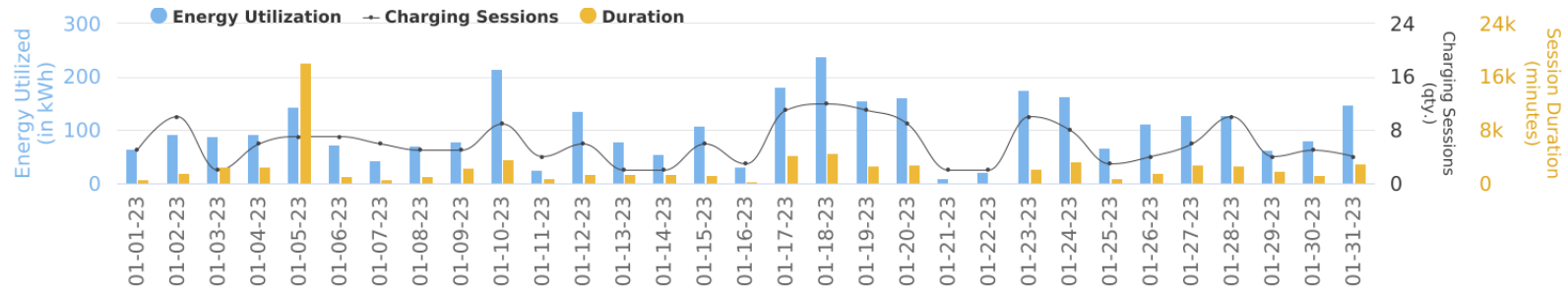


Revenue

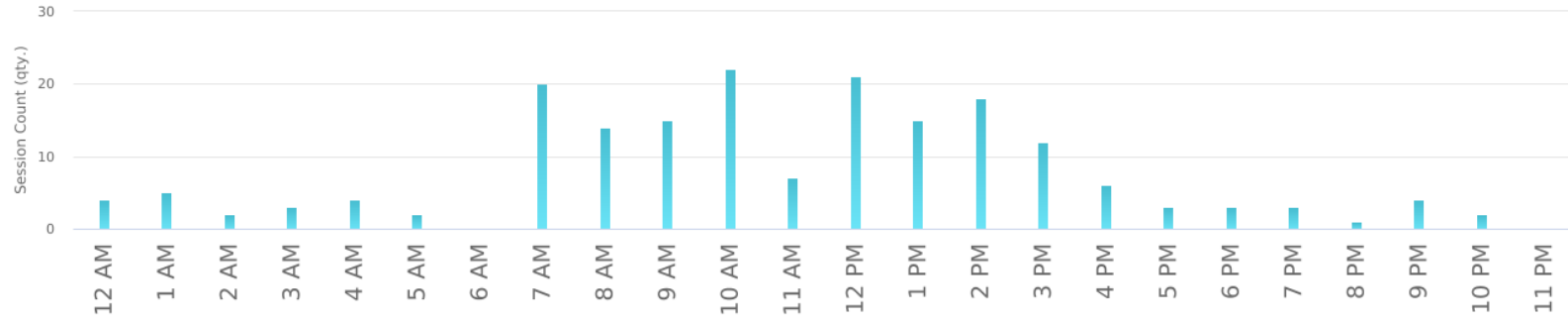
570.16 USD




Energy Utilization | Duration | Charging Sessions




Hourly Utilization - Charging Session



Hourly Utilization - Energy Used



Hourly Utilization - Duration



Energy Utilization | Duration | Charging Session | Revenue Data

Sno.	Network	Enterprise	Location	Energy Utilization (kWh)	Duration(minutes)	Charging Sessions (qty.)	Revenue(USD)
1	BGE	BGE Public	BGE - State Center	2,208.15	60,452.58	81	368.14
2	BGE	BGE Public	BGE-Maryland Zoo	374.12	5,100.58	51	67.37
3	BGE	BGE Public	BGE - Borgerding DC - MCS	109.73	2,195.37	17	19.75
4	BGE	BGE Public	BGE - Middle Branch Park	235.93	4,953.50	14	41.92
5	BGE	BGE Public	BGE - Carroll Park	189.63	1,738.37	9	33.92
6	BGE	BGE Public	BGE - Hargrove DC - MCS	113.14	229.37	9	38.14
7	BGE	BGE Public	BGE - Leon Day Park	5.31	49.18	5	0.92