

**Filters:**

Network: BGE

Enterprise: BGE Public

Location: BGE - Barclay Street Lot, BGE - Borgerding DC - MCS, BGE - Carroll Park, BGE - Fed Hill Park, BGE - Hargrove DC - MCS, BGE - JFA Lot, BGE - Leon Day Park, BGE - Middle Branch Park, BGE - Northeast Market, BGE - Pennsylvania Ave, BGE - Riverside Park, BGE - Roosevelt Park, BGE - Sharpe St, BGE - St Casmirs Park, BGE - St Frances Academy, BGE - State Center, BGE - Union Square Park, BGE-Maryland Zoo

Date Range: 11-01-2023 to 12-01-2023

Charging Sessions

1,474



CO2 Offset

67,599.59 lbs



Gasoline Saved

3,450.7 gallons



Energy Used

34,507.19 kWh

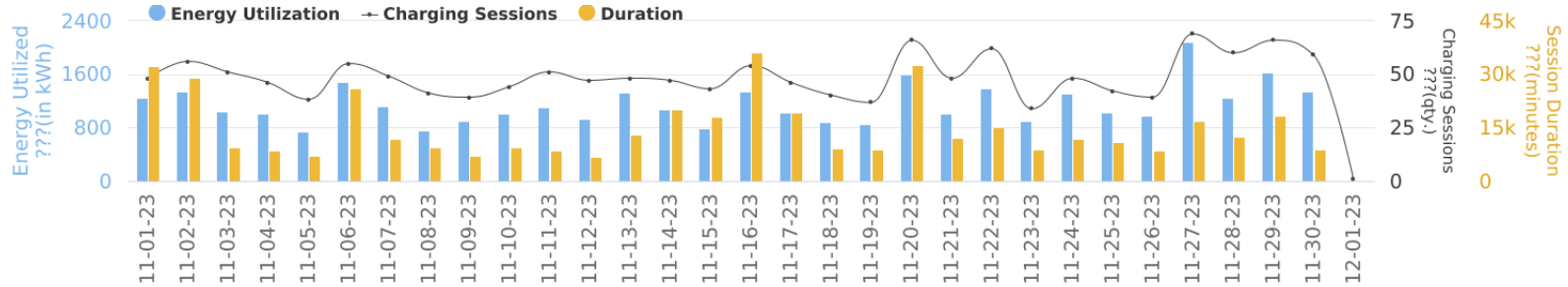


Revenue

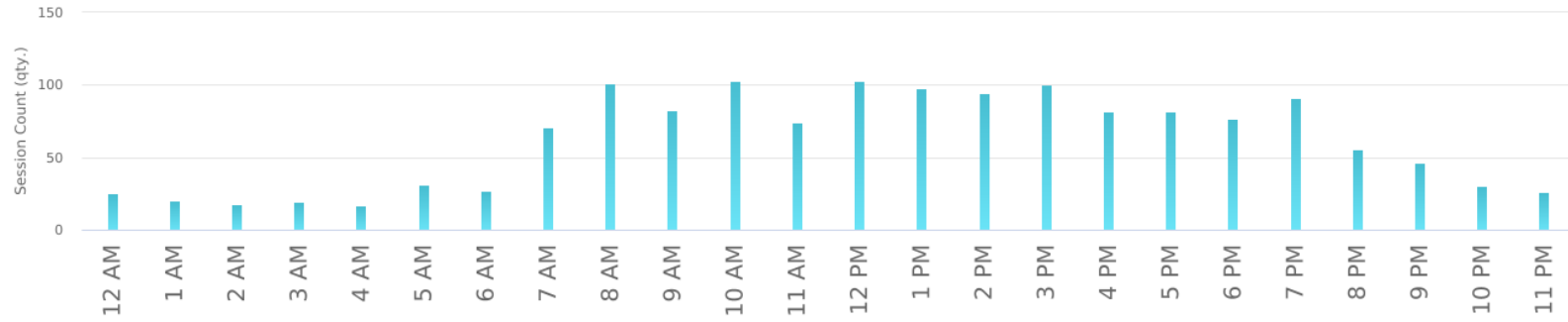
8,280.98 USD



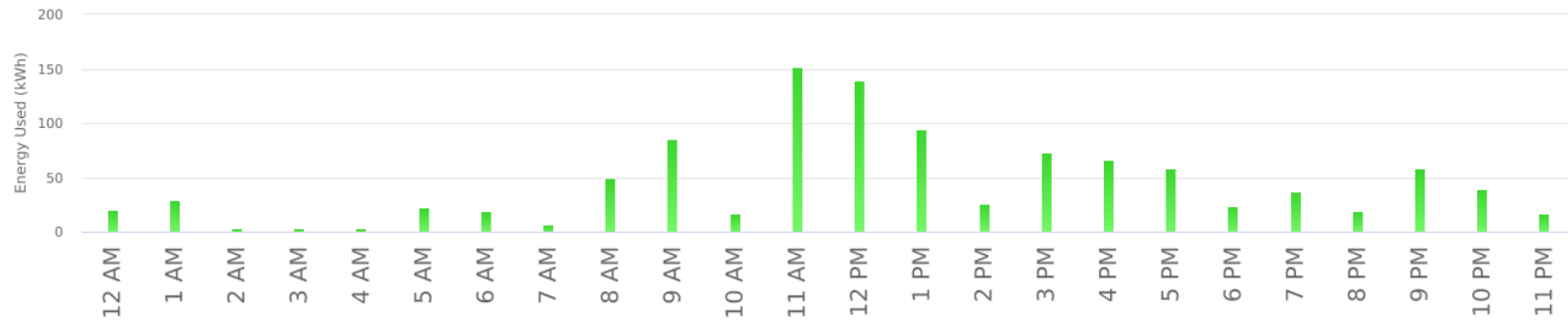
Energy Utilization | Duration | Charging Sessions



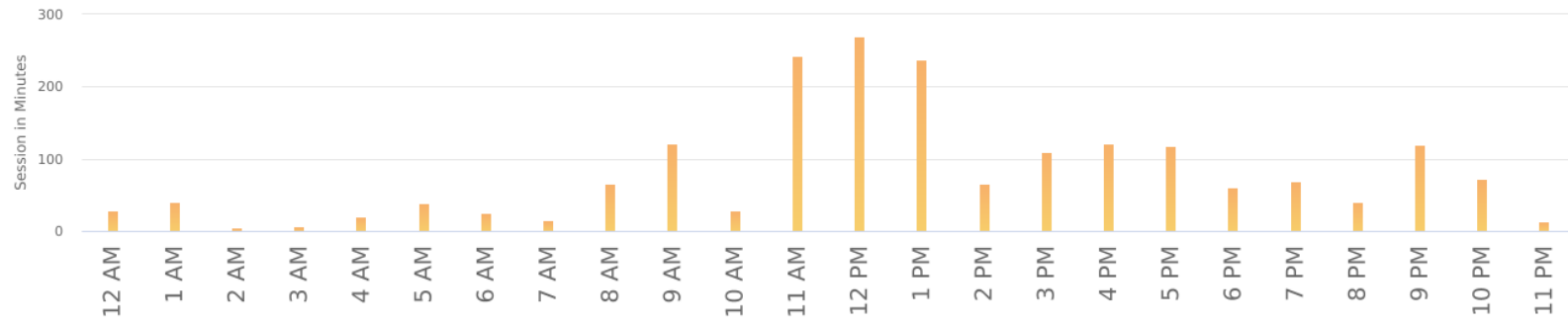
### Hourly Utilization - Charging Session



### Hourly Utilization - Energy Used



### Hourly Utilization - Duration



Energy Utilization | Duration | Charging Session | Revenue Data

Sno.	Network	Enterprise	Location	Energy Utilization (kWh)	Duration(minutes)	Charging Sessions (qty.)	Revenue(USD)
1	BGE	BGE Public	BGE - Pennsylvania Ave	7,158.44	13,718.33	323	2,399.46
2	BGE	BGE Public	BGE - Barclay Street Lot	3,563.17	15,536.95	158	1,076.70
3	BGE	BGE Public	BGE - Roosevelt Park	2,246.82	29,686.92	123	407.10
4	BGE	BGE Public	BGE - Sharpe St	3,552.37	74,581.97	122	651.97
5	BGE	BGE Public	BGE - Hargrove DC - MCS	3,317.14	12,767.58	116	989.56
6	BGE	BGE Public	BGE - State Center	3,181.25	152,022.67	114	560.69
7	BGE	BGE Public	BGE - Middle Branch Park	1,732.45	37,689.12	79	309.86
8	BGE	BGE Public	BGE - Union Square Park	2,295.83	34,334.33	72	389.72
9	BGE	BGE Public	BGE - Northeast Market	1,610.16	7,352.42	70	446.11
10	BGE	BGE Public	BGE - St Casmirs Park	1,495.92	17,558.95	57	253.99
11	BGE	BGE Public	BGE - Borgerding DC - MCS	747.90	9,731.50	49	134.22
12	BGE	BGE Public	BGE - Carroll Park	1,273.48	13,653.90	49	228.57
13	BGE	BGE Public	BGE - JFA Lot	753.29	7,960.35	39	135.60
14	BGE	BGE Public	BGE-Maryland Zoo	392.18	4,863.65	38	70.65
15	BGE	BGE Public	BGE - St Frances Academy	528.26	5,479.23	29	105.62
16	BGE	BGE Public	BGE - Riverside Park	522.07	8,323.52	21	93.96
17	BGE	BGE Public	BGE - Fed Hill Park	97.51	1,115.85	8	17.56
18	BGE	BGE Public	BGE - Leon Day Park	22.49	211.93	6	4.04