






**Filters:**

Network: BGE

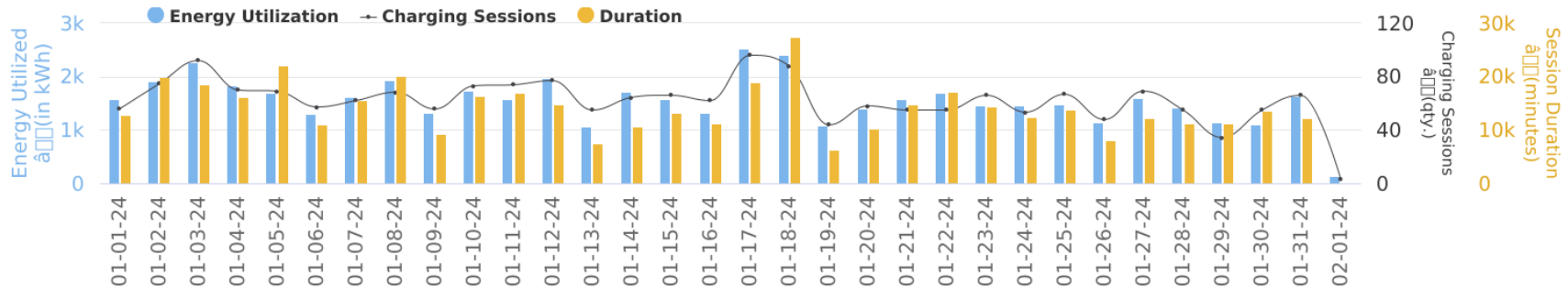
Enterprise: BGE Public

Location: BGE - Barclay Street Lot, BGE - Borgerding DC - MCS, BGE - Carroll Park, BGE - Fed Hill Park, BGE - Hargrove DC - MCS, BGE - JFA Lot, BGE - Leon Day Park, BGE - Middle Branch Park, BGE - Northeast Market, BGE - Pennsylvania Ave, BGE - Riverside Park, BGE - Roosevelt Park, BGE - Sharpe St, BGE - St Casmirs Park, BGE - St Frances Academy, BGE - State Center, BGE - Union Square Park, BGE-Maryland Zoo

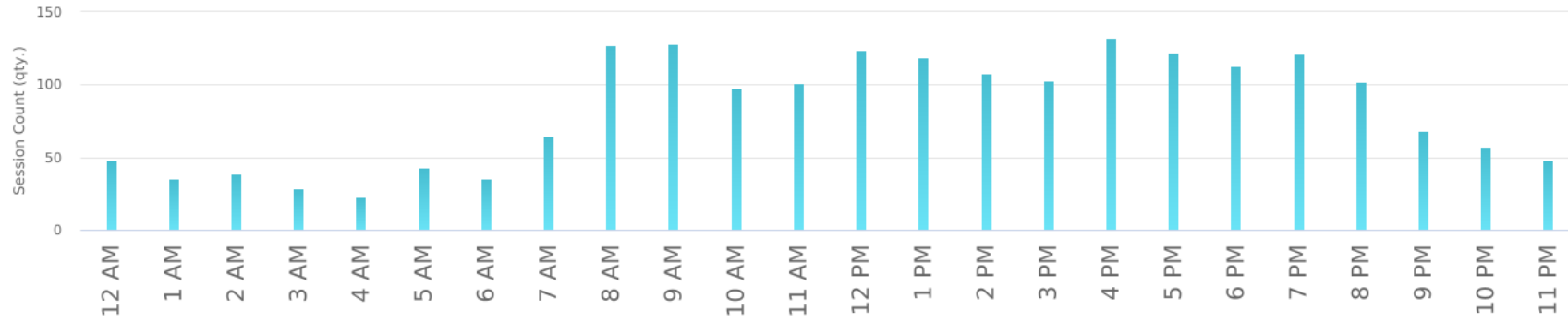
Date Range: 01-01-2024 to 02-01-2024

<b>Charging Sessions</b> <b>1,988</b> 	<b>CO2 Offset</b> <b>97,393.15 lbs</b> 	<b>Gasoline Saved</b> <b>4,971.6 gallons</b> 	<b>Energy Used</b> <b>49,715.75 kWh</b> 	<b>Revenue</b> <b>13,007.14 USD</b> 
--	---	---	--	--

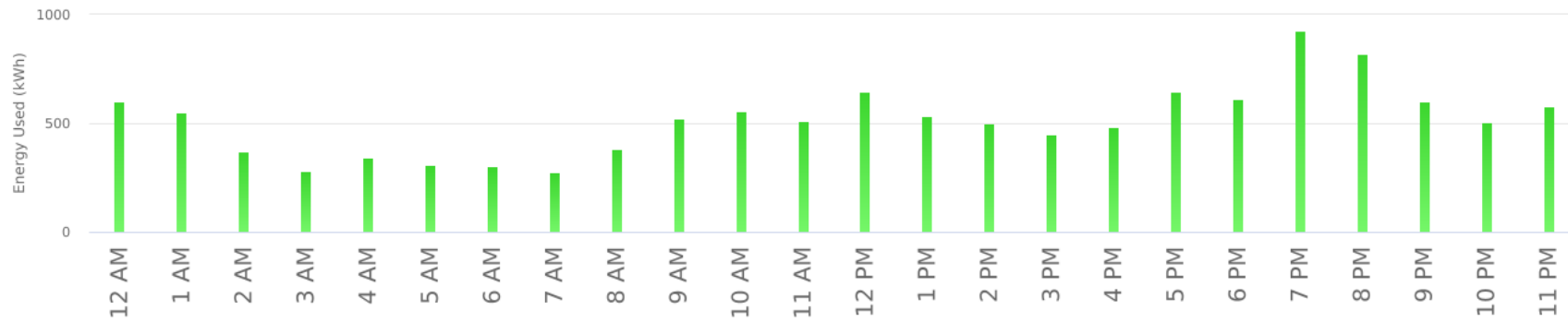
**Energy Utilization | Duration | Charging Sessions**



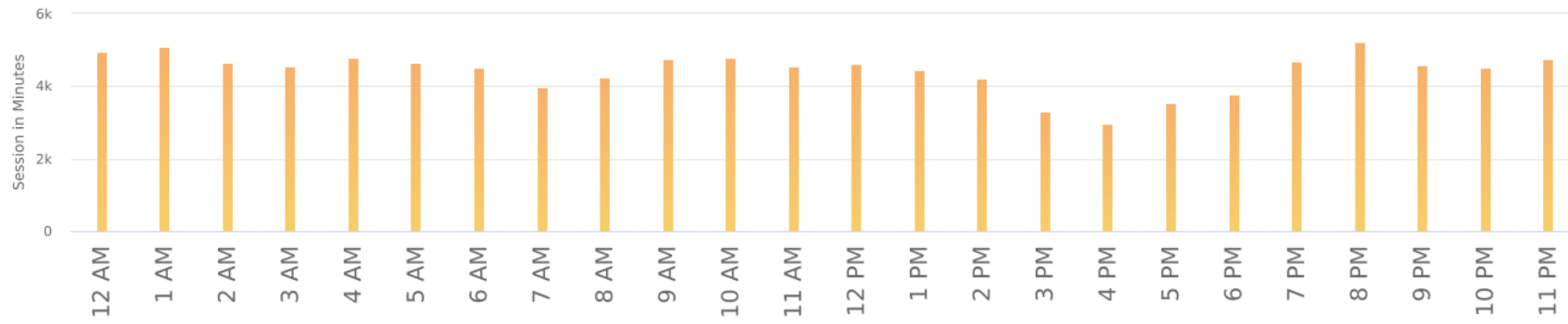
### Hourly Utilization - Charging Session



### Hourly Utilization - Energy Used



### Hourly Utilization - Duration



Energy Utilization | Duration | Charging Session | Revenue Data

Sno.	Network	Enterprise	Location	Energy Utilization (kWh)	Duration(minutes)	Charging Sessions (qty.)	Revenue(USD)
1	BGE	BGE Public	BGE - Pennsylvania Ave	13,169.61	28,926.83	540	4,435.89
2	BGE	BGE Public	BGE - Barclay Street Lot	5,897.59	24,511.85	250	1,851.54
3	BGE	BGE Public	BGE - Hargrove DC - MCS	3,307.62	8,453.13	141	1,072.42
4	BGE	BGE Public	BGE - State Center	3,509.83	69,150.45	128	628.96
5	BGE	BGE Public	BGE - St Frances Academy	3,198.08	7,535.32	122	1,063.74
6	BGE	BGE Public	BGE - Roosevelt Park	2,642.60	34,702.48	112	480.06
7	BGE	BGE Public	BGE - Sharpe St	3,343.78	65,137.50	110	601.75
8	BGE	BGE Public	BGE - Union Square Park	2,550.43	50,853.90	93	433.09
9	BGE	BGE Public	BGE - Northeast Market	2,114.59	6,699.82	87	640.63
10	BGE	BGE Public	BGE - Borgerding DC - MCS	1,548.80	18,726.17	75	278.62
11	BGE	BGE Public	BGE - St Casmirs Park	1,843.44	23,144.12	69	313.03
12	BGE	BGE Public	BGE - Riverside Park	2,109.52	33,458.80	67	379.39
13	BGE	BGE Public	BGE - Middle Branch Park	1,326.88	30,640.70	61	238.83
14	BGE	BGE Public	BGE - JFA Lot	1,229.59	16,083.87	47	221.16
15	BGE	BGE Public	BGE - Carroll Park	1,327.04	15,031.62	40	238.80
16	BGE	BGE Public	BGE-Maryland Zoo	388.06	5,475.42	23	69.33
17	BGE	BGE Public	BGE - Fed Hill Park	47.50	2,487.18	16	8.55
18	BGE	BGE Public	BGE - Leon Day Park	20.61	181.32	4	3.69