

**Filters:**

Network: BGE

Enterprise: BGE Public

Location: BGE - Barclay Street Lot, BGE - Borgerding DC - MCS, BGE - Carroll Park, BGE - Fed Hill Park, BGE - Hargrove DC - MCS, BGE - JFA Lot, BGE - Leon Day Park, BGE - Middle Branch Park, BGE - Northeast Market, BGE - Pennsylvania Ave, BGE - Riverside Park, BGE - Roosevelt Park, BGE - Sharpe St, BGE - St Casmirs Park, BGE - St Frances Academy, BGE - State Center, BGE - Union Square Park, BGE-Maryland Zoo

Date Range: 02-01-2024 to 03-01-2024

Charging Sessions

1,836



CO2 Offset

84,233.49 lbs



Gasoline Saved

4,299.8 gallons



Energy Used

42,998.21 kWh

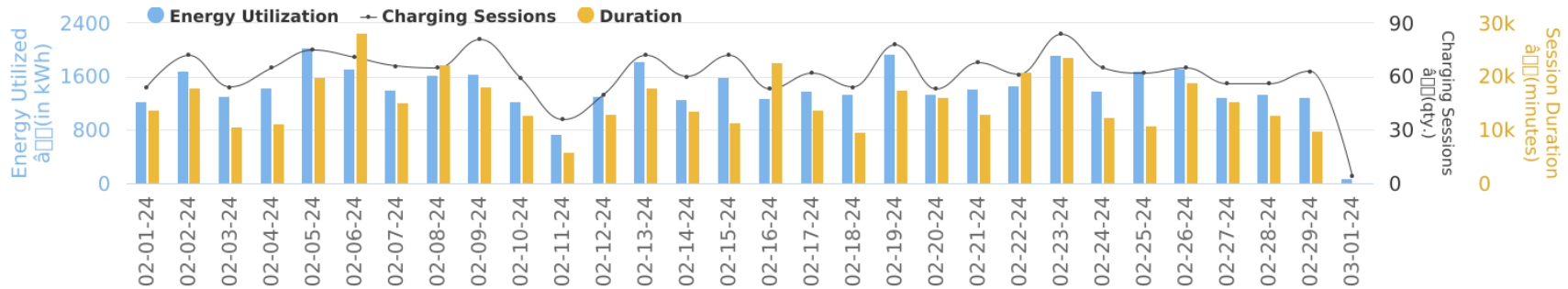


Revenue

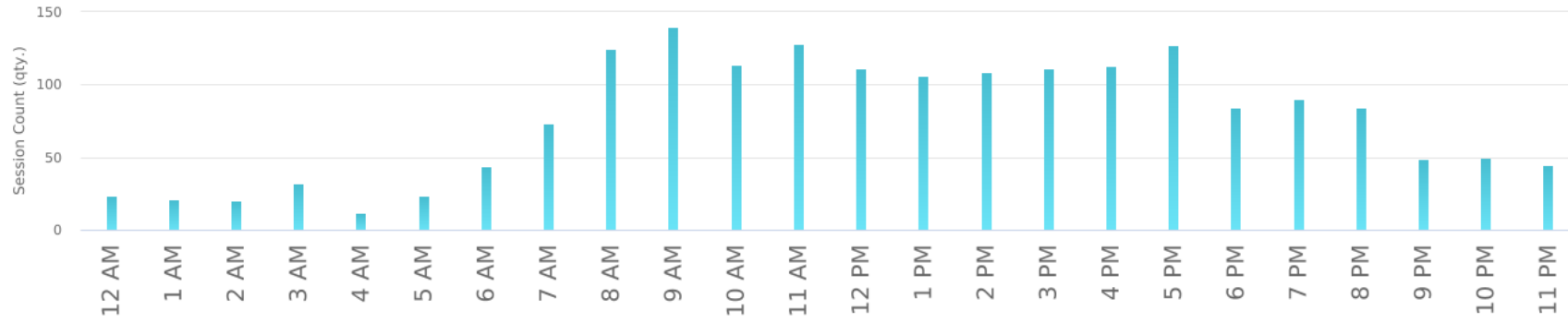
10,974.5 USD



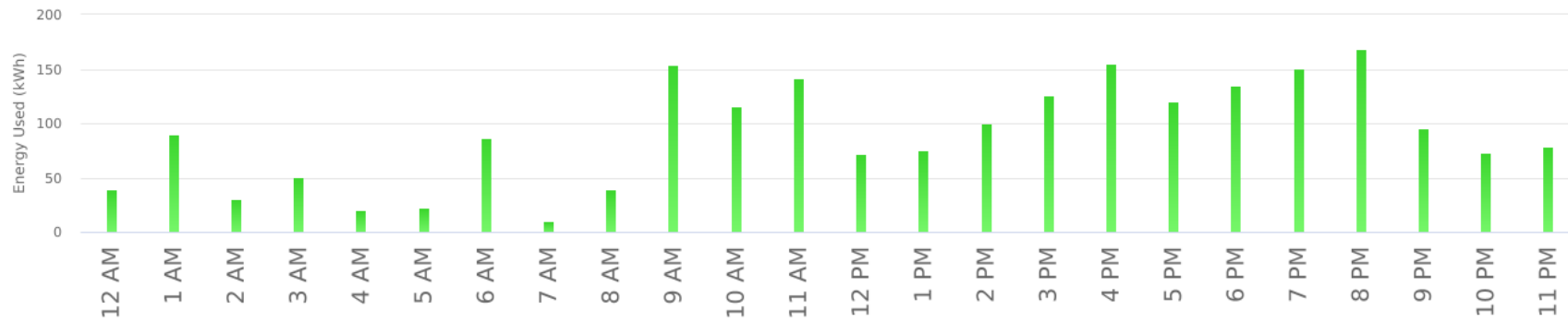
**Energy Utilization | Duration | Charging Sessions**



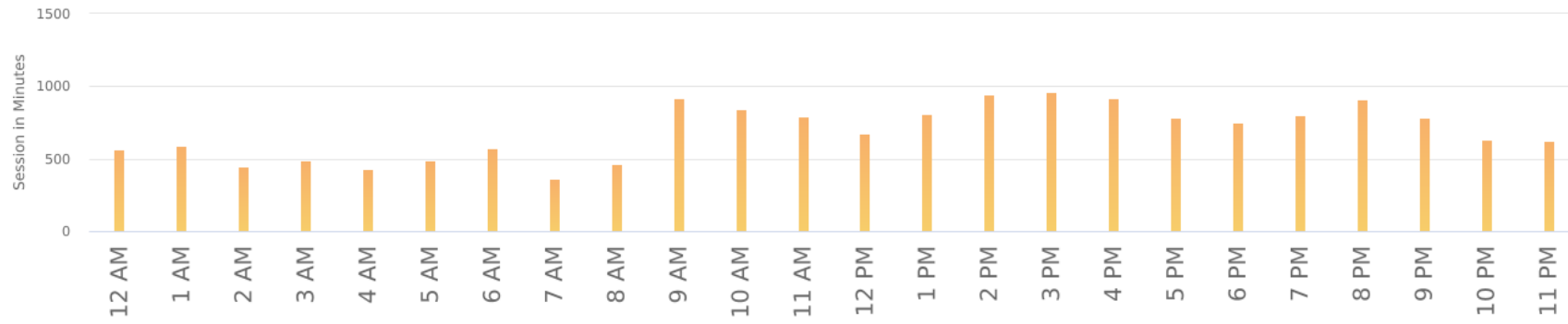
### Hourly Utilization - Charging Session



### Hourly Utilization - Energy Used



### Hourly Utilization - Duration



Energy Utilization | Duration | Charging Session | Revenue Data

Sno.	Network	Enterprise	Location	Energy Utilization (kWh)	Duration(minutes)	Charging Sessions (qty.)	Revenue(USD)
1	BGE	BGE Public	BGE - Barclay Street Lot	7,804.50	23,674.12	328	2,543.53
2	BGE	BGE Public	BGE - Pennsylvania Ave	6,341.35	14,208.43	297	2,129.70
3	BGE	BGE Public	BGE - State Center	3,282.52	105,208.22	156	588.29
4	BGE	BGE Public	BGE - Roosevelt Park	2,516.91	32,098.98	115	457.12
5	BGE	BGE Public	BGE - Hargrove DC - MCS	3,037.31	8,265.18	110	948.69
6	BGE	BGE Public	BGE - Northeast Market	2,863.41	6,436.73	107	891.05
7	BGE	BGE Public	BGE - Sharpe St	2,832.36	61,564.58	101	509.04
8	BGE	BGE Public	BGE - St Frances Academy	2,575.32	7,545.67	98	837.72
9	BGE	BGE Public	BGE - St Casmirs Park	2,202.58	30,281.55	87	373.85
10	BGE	BGE Public	BGE - Borgerding DC - MCS	1,086.18	12,538.00	78	195.42
11	BGE	BGE Public	BGE - Riverside Park	2,028.61	38,884.37	63	365.11
12	BGE	BGE Public	BGE - Union Square Park	2,063.14	38,847.82	63	350.34
13	BGE	BGE Public	BGE - Middle Branch Park	950.76	27,635.08	62	170.98
14	BGE	BGE Public	BGE - JFA Lot	1,386.49	17,747.87	58	248.96
15	BGE	BGE Public	BGE - Carroll Park	1,240.16	15,272.08	49	223.14
16	BGE	BGE Public	BGE-Maryland Zoo	574.96	7,393.38	39	103.54
17	BGE	BGE Public	BGE - Fed Hill Park	143.36	2,178.22	19	25.74
18	BGE	BGE Public	BGE - Leon Day Park	68.29	1,034.53	6	12.28