






Filters:

Network: BGE

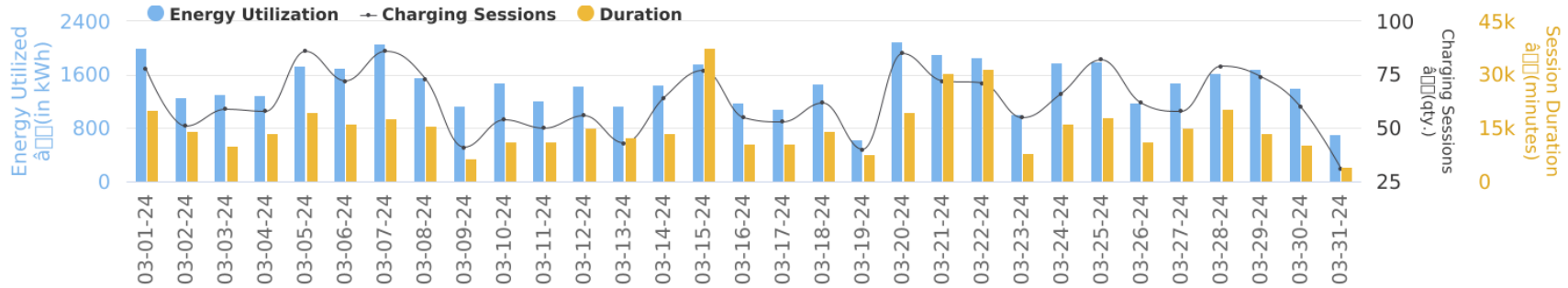
Enterprise: BGE Public

Location: BGE - Barclay Street Lot, BGE - Borgerding DC - MCS, BGE - Carroll Park, BGE - Fed Hill Park, BGE - Hargrove DC - MCS, BGE - JFA Lot, BGE - Leon Day Park, BGE - Middle Branch Park, BGE - Northeast Market, BGE - Pennsylvania Ave, BGE - Riverside Park, BGE - Roosevelt Park, BGE - Sharpe St, BGE - St Casmirs Park, BGE - St Frances Academy, BGE - State Center, BGE - Union Square Park, BGE-Maryland Zoo

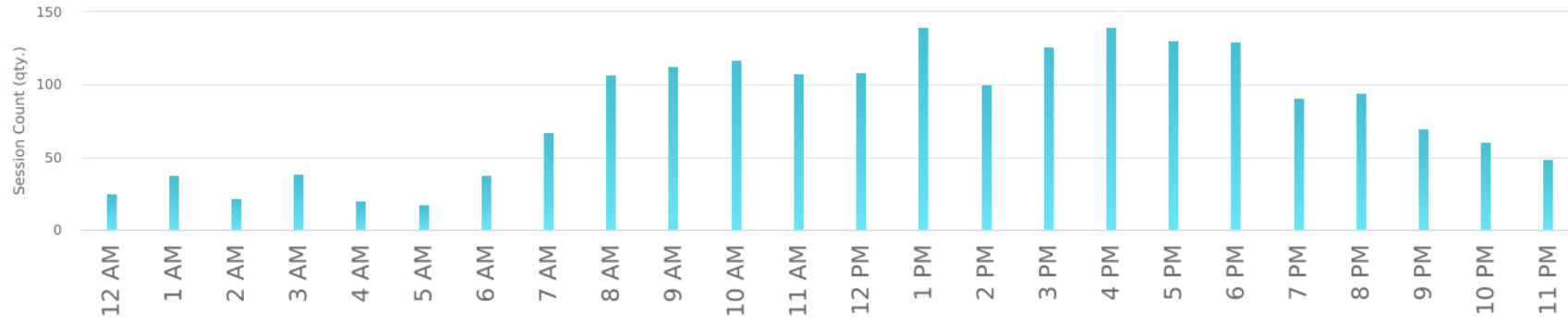
Date Range: 03-01-2024 to 04-01-2024

<p>Charging Sessions</p> <p>1,953</p> 	<p>CO2 Offset</p> <p>89,145.31 lbs</p> 	<p>Gasoline Saved</p> <p>4,550.6 gallons</p> 	<p>Energy Used</p> <p>45,505.52 kWh</p> 	<p>Revenue</p> <p>11,536.68 USD</p> 
--	---	---	--	--

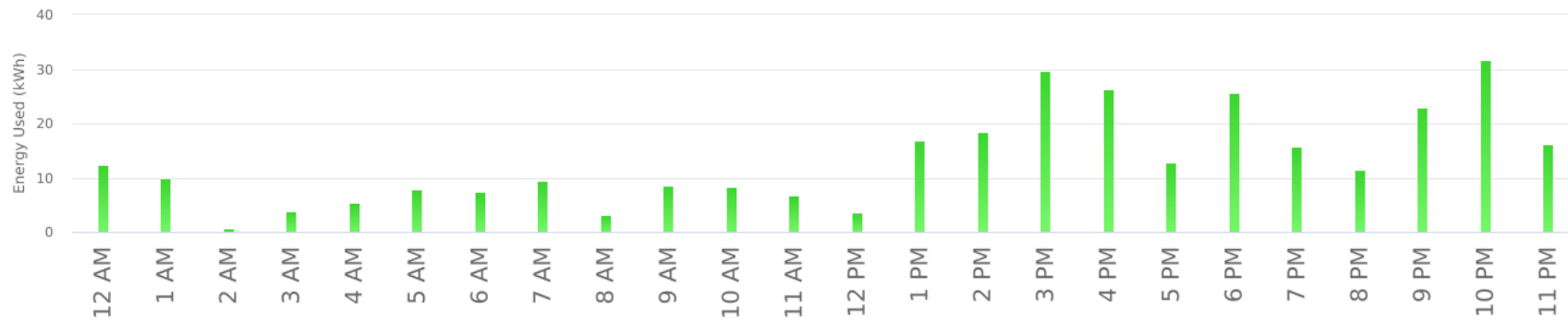
Energy Utilization | Duration | Charging Sessions



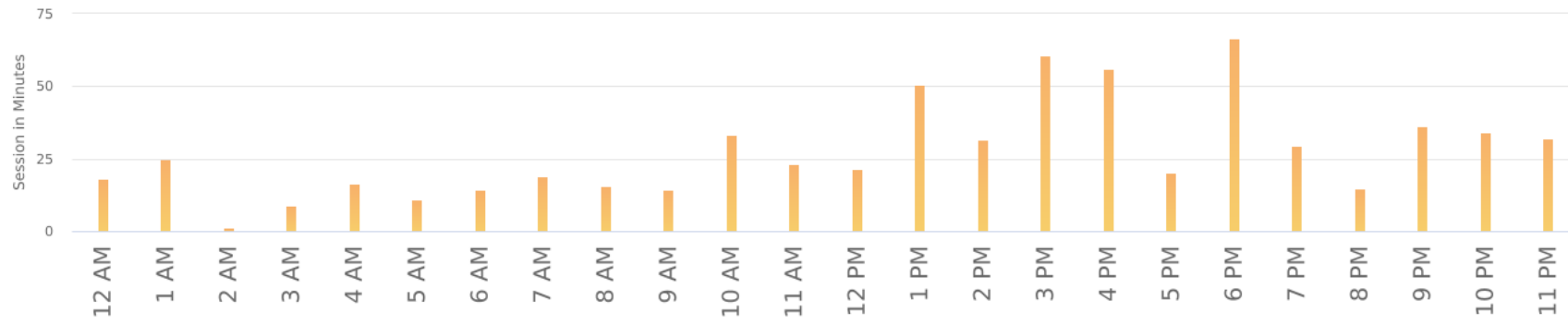
Hourly Utilization - Charging Session



Hourly Utilization - Energy Used



Hourly Utilization - Duration



Energy Utilization | Duration | Charging Session | Revenue Data

Sno.	Network	Enterprise	Location	Energy Utilization (kWh)	Duration(minutes)	Charging Sessions (qty.)	Revenue(USD)
1	BGE	BGE Public	BGE - Barclay Street Lot	8,358.32	22,363.87	338	2,747.13
2	BGE	BGE Public	BGE - Pennsylvania Ave	4,404.24	12,841.00	294	1,426.37
3	BGE	BGE Public	BGE - St Frances Academy	4,367.20	9,839.12	174	1,448.50
4	BGE	BGE Public	BGE - State Center	3,671.75	101,852.43	141	657.25
5	BGE	BGE Public	BGE - Northeast Market	3,506.53	8,023.95	115	1,100.35
6	BGE	BGE Public	BGE - Sharpe St	3,111.73	65,444.70	115	671.21
7	BGE	BGE Public	BGE - Roosevelt Park	2,335.55	32,636.88	114	423.09
8	BGE	BGE Public	BGE - St Casmirs Park	2,717.82	35,358.70	109	461.46
9	BGE	BGE Public	BGE - Hargrove DC - MCS	2,639.84	11,571.40	95	759.59
10	BGE	BGE Public	BGE - Union Square Park	2,612.82	37,753.07	81	443.47
11	BGE	BGE Public	BGE-Maryland Zoo	740.23	9,836.78	70	132.90
12	BGE	BGE Public	BGE - Borgerding DC - MCS	1,372.55	21,934.80	57	246.67
13	BGE	BGE Public	BGE - Riverside Park	1,898.46	41,026.75	55	340.90
14	BGE	BGE Public	BGE - Carroll Park	1,294.58	14,768.12	53	232.95
15	BGE	BGE Public	BGE - Middle Branch Park	815.13	26,107.57	53	146.76
16	BGE	BGE Public	BGE - JFA Lot	1,069.64	14,448.55	47	192.10
17	BGE	BGE Public	BGE - Fed Hill Park	346.91	7,538.60	27	62.41
18	BGE	BGE Public	BGE - Leon Day Park	242.22	3,157.48	15	43.57