

Filters:

Network: BGE

Enterprise: BGE Public

Location: BGE - 1122 Hollins St, BGE - Barclay Street Lot, BGE - Borgerding DC - MCS, BGE - Carroll Park, BGE - Fed Hill Park, BGE - Hargrove DC - MCS, BGE - JFA Lot, BGE - Leon Day Park, BGE - Middle Branch Park, BGE - Northeast Market, BGE - Openworks, BGE - Pennsylvania Ave, BGE - Riverside Park, BGE - Roosevelt Park, BGE - Sharpe St, BGE - St Casmirs Park, BGE - St Frances Academy, BGE - State Center, BGE - Union Square Park, BGE-Maryland Zoo

Date Range: 05-01-2024 to 06-01-2024

Charging Sessions

2,005



CO2 Offset

89,430.33 lbs



Gasoline Saved

4,565.1 gallons



Energy Used

45,651.01 kWh



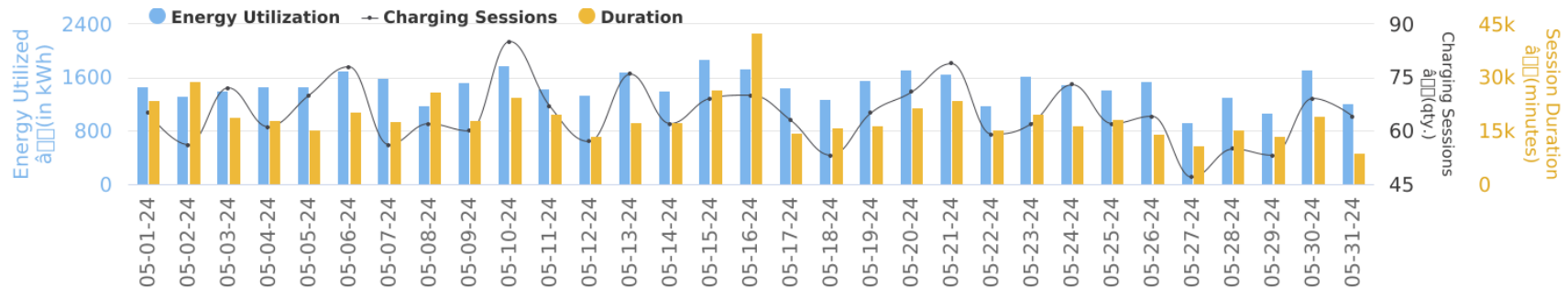
Revenue

9,986.71

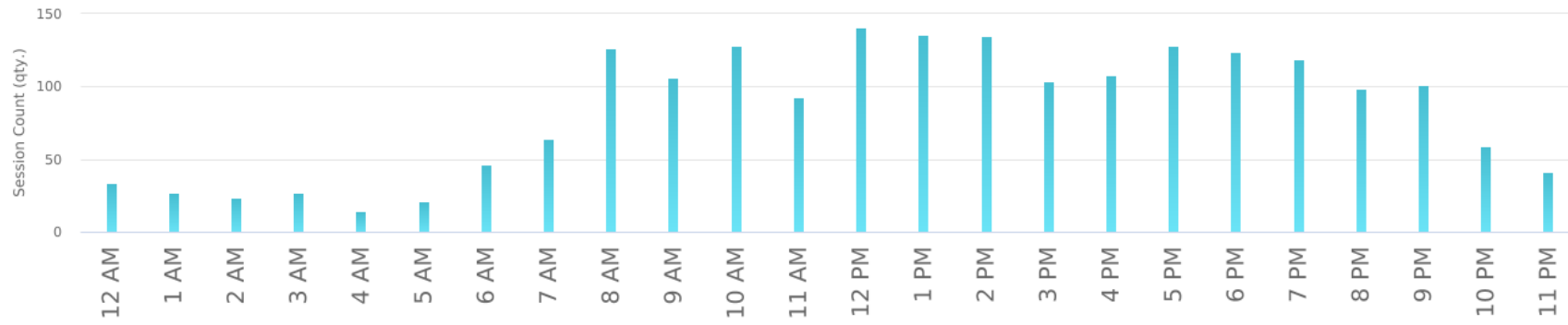
USD



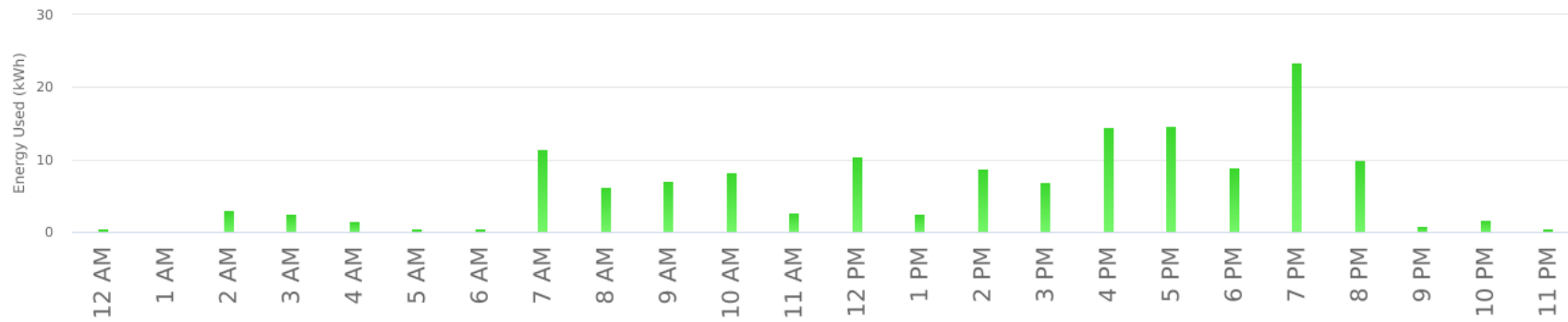
Energy Utilization | Duration | Charging Sessions



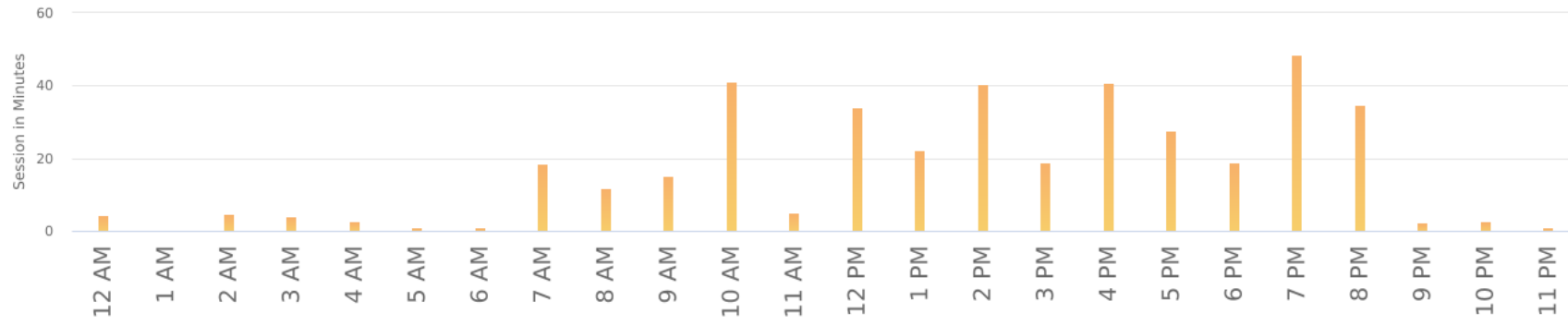
Hourly Utilization - Charging Session



Hourly Utilization - Energy Used



Hourly Utilization - Duration



Energy Utilization | Duration | Charging Session | Revenue Data

Sno.	Network	Enterprise	Location	Energy Utilization (kWh)	Duration(minutes)	Charging Sessions (qty.)	Revenue	Currency
1	BGE	BGE Public	BGE - Barclay Street Lot	7,109.98	24,981.68	319	2,200.93	USD
2	BGE	BGE Public	BGE - State Center	4,688.95	158,951.85	178	778.94	USD
3	BGE	BGE Public	BGE - Pennsylvania Ave	3,460.53	11,653.40	176	1,097.06	USD
4	BGE	BGE Public	BGE - Sharpe St	4,143.62	78,254.70	135	646.81	USD
5	BGE	BGE Public	BGE - St Frances Academy	3,071.40	11,079.20	133	934.80	USD
6	BGE	BGE Public	BGE - Borgerding DC - MCS	2,777.09	35,912.85	120	457.63	USD
7	BGE	BGE Public	BGE - Northeast Market	3,231.20	7,154.60	113	1,007.22	USD
8	BGE	BGE Public	BGE - Roosevelt Park	1,727.51	25,940.63	111	277.01	USD
9	BGE	BGE Public	BGE - Riverside Park	2,797.09	66,319.73	107	457.41	USD
10	BGE	BGE Public	BGE - St Casmirs Park	2,559.32	32,419.57	93	346.72	USD
11	BGE	BGE Public	BGE-Maryland Zoo	1,533.89	17,504.75	82	212.51	USD
12	BGE	BGE Public	BGE - Openworks	1,528.07	20,380.37	76	248.75	USD
13	BGE	BGE Public	BGE - Union Square Park	2,323.82	33,209.98	62	359.97	USD
14	BGE	BGE Public	BGE - Hargrove DC - MCS	1,379.72	4,451.15	60	419.21	USD
15	BGE	BGE Public	BGE - Leon Day Park	331.06	5,672.57	53	54.13	USD
16	BGE	BGE Public	BGE - Middle Branch Park	855.60	19,717.68	53	137.90	USD
17	BGE	BGE Public	BGE - 1122 Hollins St	528.47	17,164.80	42	78.40	USD
18	BGE	BGE Public	BGE - Carroll Park	1,022.90	11,597.03	37	167.07	USD
19	BGE	BGE Public	BGE - Fed Hill Park	368.79	5,815.80	33	66.36	USD
20	BGE	BGE Public	BGE - JFA Lot	212.00	6,417.62	22	37.88	USD