

Filters:

Network: BGE

Enterprise: BGE Public

Location: BGE - 1122 Hollins St, BGE - Barclay Street Lot, BGE - Borgerding DC - MCS, BGE - Carroll Park, BGE - Fed Hill Park, BGE - Hargrove DC - MCS, BGE - JFA Lot, BGE - Leon Day Park, BGE - Middle Branch Park, BGE - Northeast Market, BGE - Openworks, BGE - Pennsylvania Ave, BGE - Riverside Park, BGE - Roosevelt Park, BGE - Sharpe St, BGE - St Casmirs Park, BGE - St Frances Academy, BGE - State Center, BGE - Union Square Park, BGE-Maryland Zoo

Date Range: 07-01-2024 to 08-01-2024

Charging Sessions

2,521



CO2 Offset

114,511.58 lbs



Gasoline Saved

5,845.4 gallons



Energy Used

58,454.1 kWh



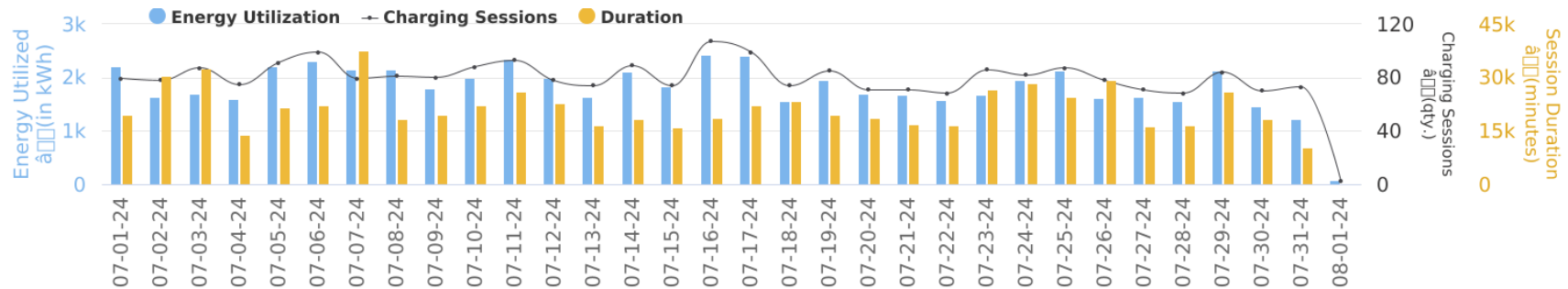
Revenue

14,091.96

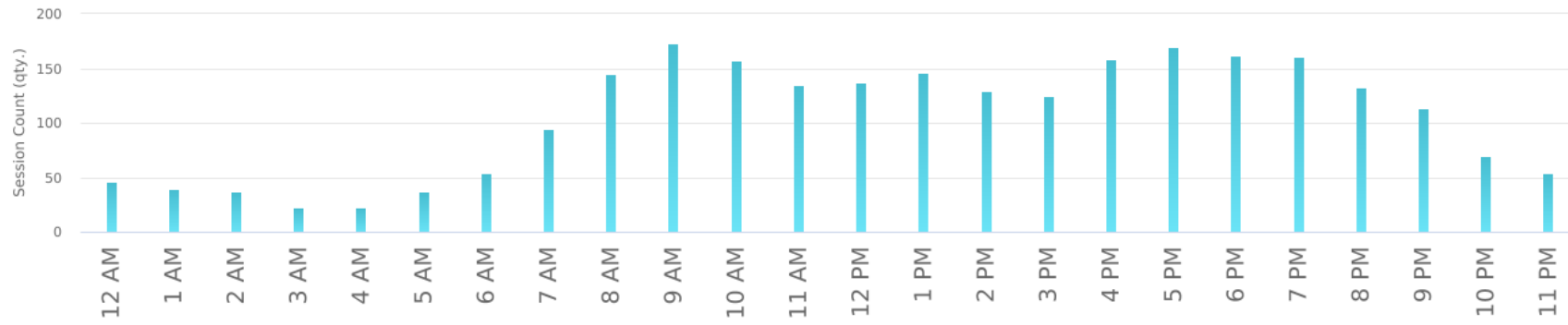
USD



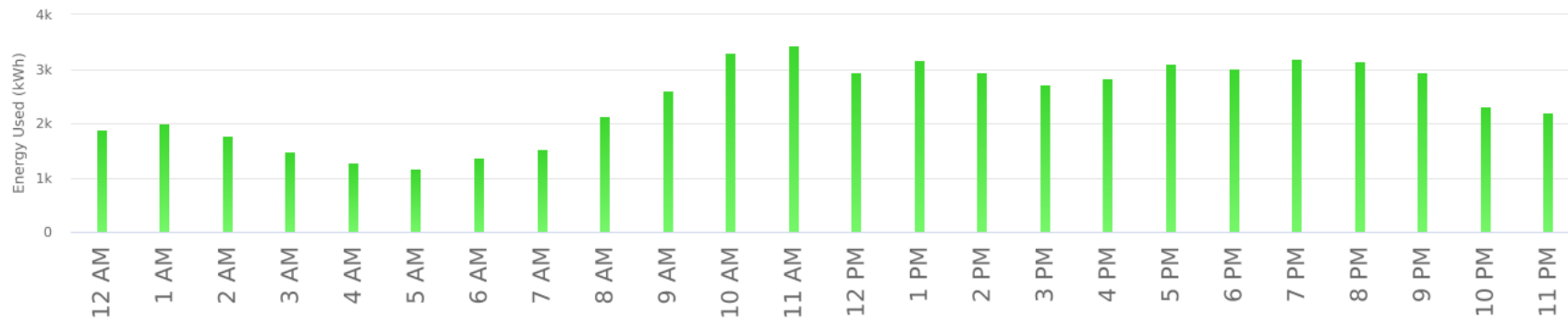
Energy Utilization | Duration | Charging Sessions



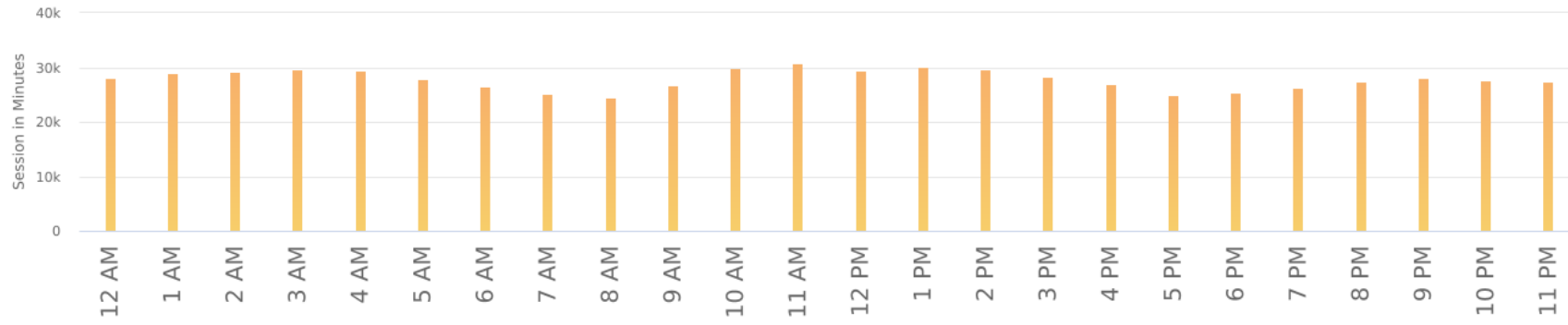
Hourly Utilization - Charging Session



Hourly Utilization - Energy Used



Hourly Utilization - Duration



Energy Utilization | Duration | Charging Session | Revenue Data

Sno.	Network	Enterprise	Location	Energy Utilization (kWh)	Duration(minutes)	Charging Sessions (qty.)	Revenue	Currency
1	BGE	BGE Public	BGE - Barclay Street Lot	7,153.53	34,961.68	334	2,106.30	USD
2	BGE	BGE Public	BGE - Pennsylvania Ave	7,940.84	30,732.10	312	2,535.89	USD
3	BGE	BGE Public	BGE - Northeast Market	6,127.22	16,859.35	222	1,907.81	USD
4	BGE	BGE Public	BGE - Sharpe St	4,892.43	92,019.02	176	828.04	USD
5	BGE	BGE Public	BGE - St Frances Academy	3,972.15	9,282.47	146	1,298.38	USD
6	BGE	BGE Public	BGE - State Center	4,222.94	134,831.37	146	841.34	USD
7	BGE	BGE Public	BGE - St Casmirs Park	3,695.71	47,185.25	143	669.00	USD
8	BGE	BGE Public	BGE-Maryland Zoo	2,049.54	27,065.15	141	367.40	USD
9	BGE	BGE Public	BGE - Roosevelt Park	2,146.19	27,498.40	116	388.38	USD
10	BGE	BGE Public	BGE - Borgerding DC - MCS	2,077.48	26,903.63	109	371.46	USD
11	BGE	BGE Public	BGE - Hargrove DC - MCS	2,048.38	7,679.57	103	651.67	USD
12	BGE	BGE Public	BGE - Carroll Park	2,982.66	35,948.98	100	535.61	USD
13	BGE	BGE Public	BGE - Riverside Park	2,174.87	49,904.70	87	389.25	USD
14	BGE	BGE Public	BGE - Middle Branch Park	1,036.25	30,466.72	78	185.91	USD
15	BGE	BGE Public	BGE - 1122 Hollins St	1,048.68	19,556.35	70	178.00	USD
16	BGE	BGE Public	BGE - Union Square Park	2,233.72	34,716.03	63	378.89	USD
17	BGE	BGE Public	BGE - Openworks	1,198.04	16,577.28	57	203.43	USD
18	BGE	BGE Public	BGE - Fed Hill Park	614.97	10,208.95	52	104.28	USD
19	BGE	BGE Public	BGE - JFA Lot	468.86	11,326.43	33	84.39	USD
20	BGE	BGE Public	BGE - Leon Day Park	369.63	7,420.77	33	66.53	USD