

Filters:

Network: BGE

Enterprise: BGE Public

Location: BGE - 1122 Hollins St, BGE - Barclay Street Lot, BGE - Borgerding DC - MCS, BGE - Carroll Park, BGE - Fed Hill Park, BGE - Hargrove DC - MCS, BGE - JFA Lot, BGE - Leon Day Park, BGE - Middle Branch Park, BGE - Northeast Market, BGE - Openworks, BGE - Pennsylvania Ave, BGE - Riverside Park, BGE - Roosevelt Park, BGE - Sharpe St, BGE - St Casmirs Park, BGE - St Frances Academy, BGE - State Center, BGE - Union Square Park, BGE-Maryland Zoo

Date Range: 08-01-2024 to 09-01-2024

Charging Sessions

2,643



CO2 Offset

117,150.65 lbs



Gasoline Saved

5,980.1 gallons



Energy Used

59,801.25 kWh



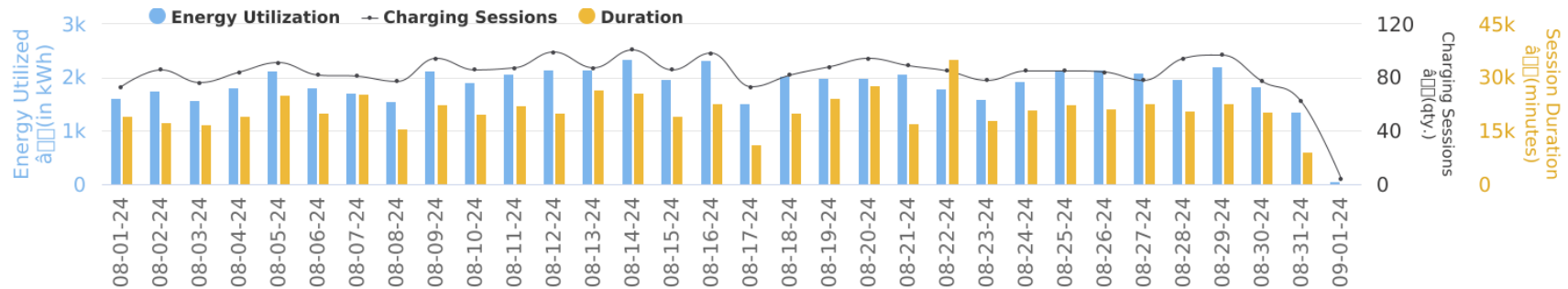
Revenue

13,983.68

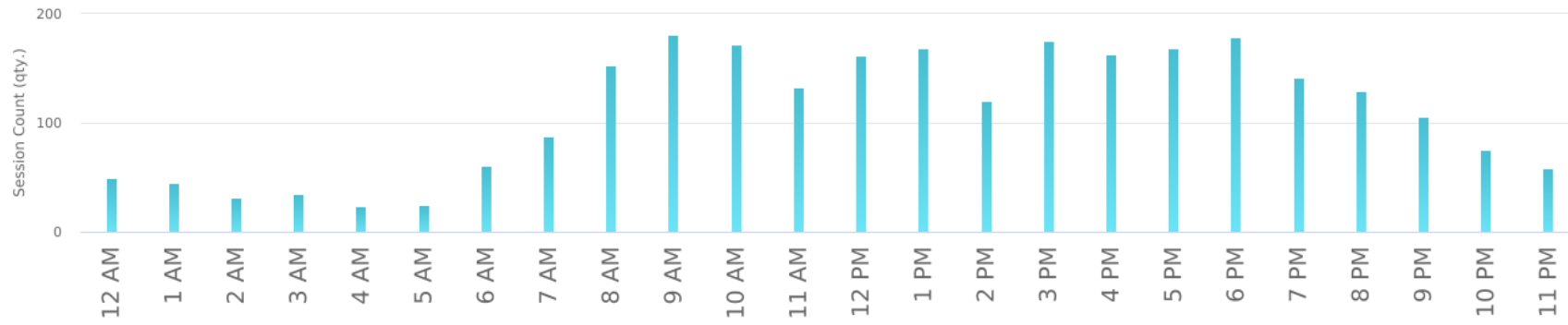
USD



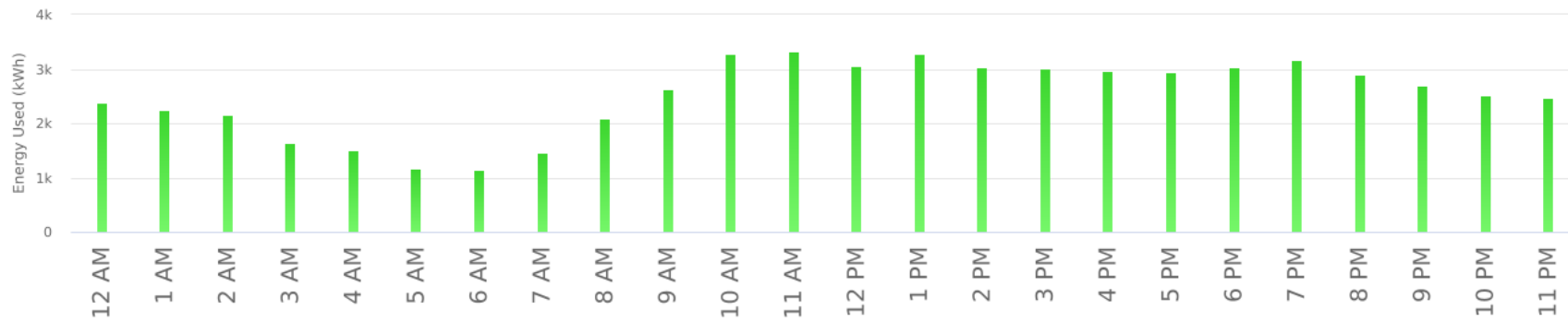
Energy Utilization | Duration | Charging Sessions



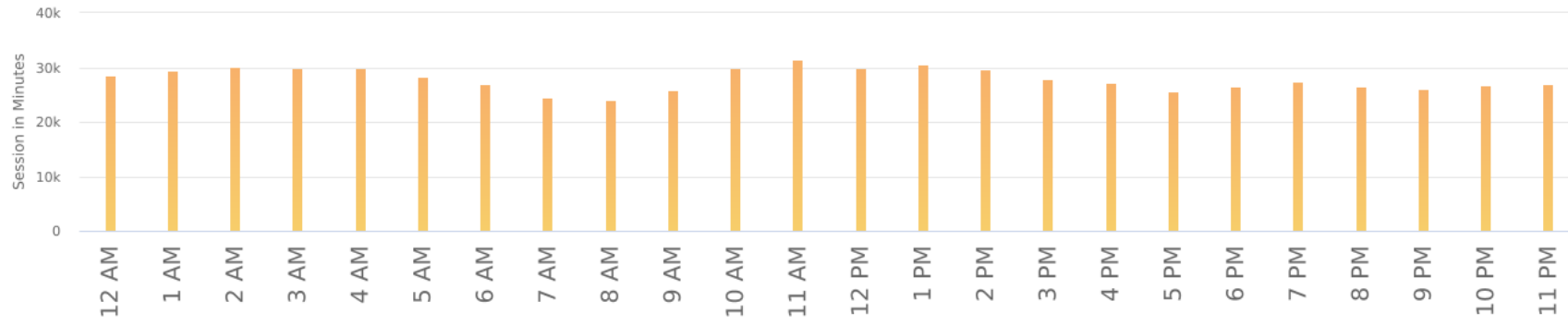
Hourly Utilization - Charging Session



Hourly Utilization - Energy Used



Hourly Utilization - Duration



Energy Utilization | Duration | Charging Session | Revenue Data

Sno.	Network	Enterprise	Location	Energy Utilization (kWh)	Duration(minutes)	Charging Sessions (qty.)	Revenue	Currency
1	BGE	BGE Public	BGE - Pennsylvania Ave	12,166.69	50,019.07	467	3,837.00	USD
2	BGE	BGE Public	BGE - Northeast Market	7,301.79	15,430.53	261	2,320.12	USD
3	BGE	BGE Public	BGE - Sharpe St	4,933.09	91,778.73	175	848.53	USD
4	BGE	BGE Public	BGE-Maryland Zoo	2,673.43	35,607.12	170	476.57	USD
5	BGE	BGE Public	BGE - Barclay Street Lot	2,567.03	32,482.17	162	458.31	USD
6	BGE	BGE Public	BGE - St Casmir's Park	3,518.95	45,153.75	144	640.58	USD
7	BGE	BGE Public	BGE - St Frances Academy	3,334.52	6,922.53	141	1,104.76	USD
8	BGE	BGE Public	BGE - 1122 Hollins St	2,825.06	51,393.43	139	494.80	USD
9	BGE	BGE Public	BGE - Borgerding DC - MCS	3,287.85	44,372.85	125	587.14	USD
10	BGE	BGE Public	BGE - State Center	2,939.51	56,268.73	119	524.14	USD
11	BGE	BGE Public	BGE - Roosevelt Park	1,653.76	24,378.15	114	298.11	USD
12	BGE	BGE Public	BGE - Riverside Park	2,346.43	47,213.68	100	417.41	USD
13	BGE	BGE Public	BGE - Openworks	2,571.02	42,759.28	99	450.30	USD
14	BGE	BGE Public	BGE - Carroll Park	2,472.41	30,137.05	85	442.08	USD
15	BGE	BGE Public	BGE - Hargrove DC - MCS	1,156.84	4,071.75	78	371.58	USD
16	BGE	BGE Public	BGE - Union Square Park	1,614.84	24,989.30	70	279.11	USD
17	BGE	BGE Public	BGE - Middle Branch Park	750.82	24,377.45	69	134.61	USD
18	BGE	BGE Public	BGE - JFA Lot	733.25	11,893.52	53	131.06	USD
19	BGE	BGE Public	BGE - Fed Hill Park	672.08	9,819.73	50	117.60	USD
20	BGE	BGE Public	BGE - Leon Day Park	281.89	4,750.17	22	49.87	USD