

Filters:

Network: BGE

Enterprise: BGE Public

Location: BGE - 1122 Hollins St, BGE - Barclay Street Lot, BGE - Borgerding DC - MCS, BGE - Carroll Park, BGE - Fed Hill Park, BGE - Hargrove DC - MCS, BGE - JFA Lot, BGE - Leon Day Park, BGE - Middle Branch Park, BGE - Northeast Market, BGE - Openworks, BGE - Pennsylvania Ave, BGE - Riverside Park, BGE - Roosevelt Park, BGE - Sharpe St, BGE - St Casmirs Park, BGE - St Frances Academy, BGE - State Center, BGE - Union Square Park, BGE-Maryland Zoo

Date Range: 09-01-2024 to 10-01-2024

Charging Sessions

2,567



CO2 Offset

114,547.96 lbs



Gasoline Saved

5,847.3 gallons



Energy Used

58,472.67 kWh



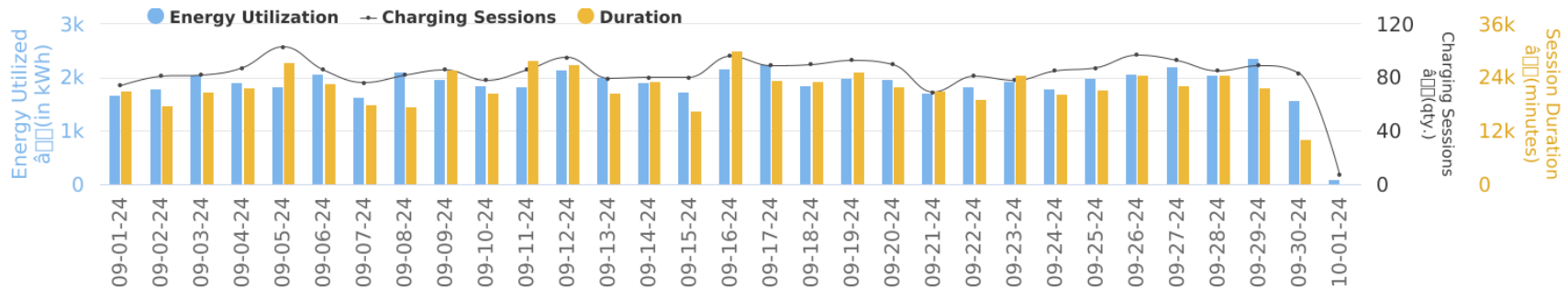
Revenue

13,686.73

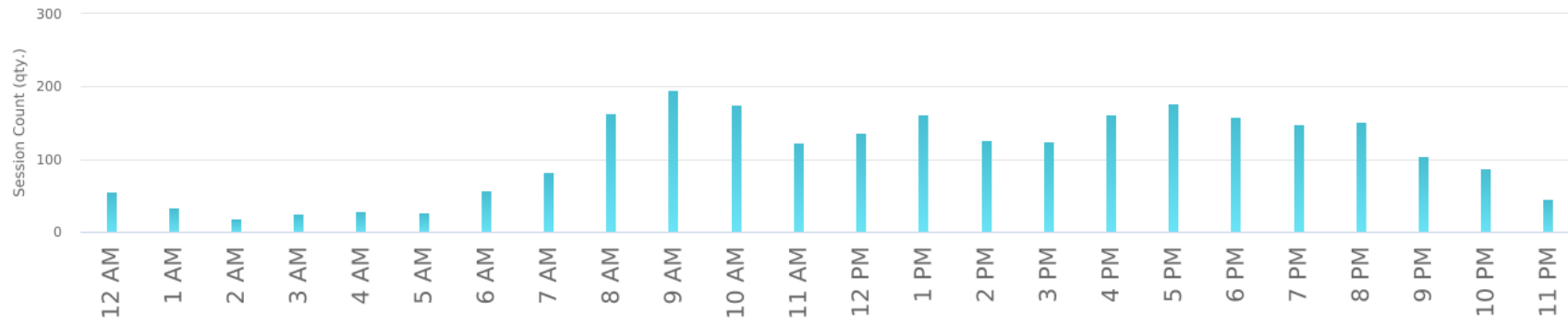
USD



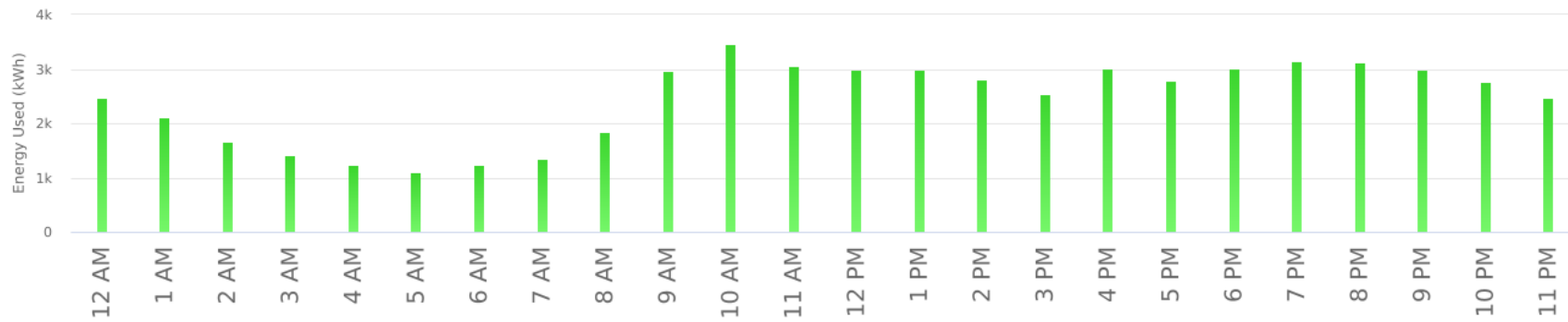
Energy Utilization | Duration | Charging Sessions



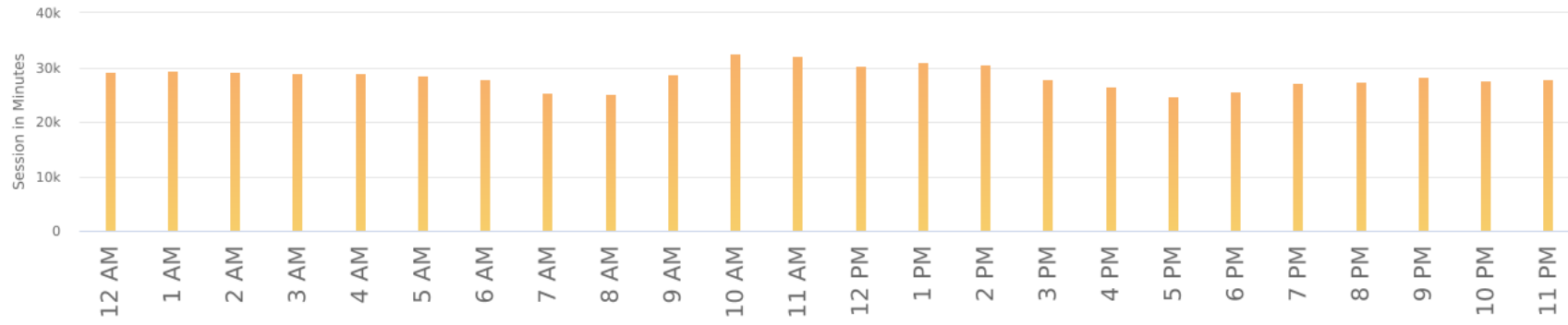
Hourly Utilization - Charging Session



Hourly Utilization - Energy Used



Hourly Utilization - Duration



Energy Utilization | Duration | Charging Session | Revenue Data

Sno.	Network	Enterprise	Location	Energy Utilization (kWh)	Duration(minutes)	Charging Sessions (qty.)	Revenue	Currency
1	BGE	BGE Public	BGE - Pennsylvania Ave	10,651.24	36,049.32	414	3,424.38	USD
2	BGE	BGE Public	BGE - Barclay Street Lot	3,746.35	33,264.65	245	828.31	USD
3	BGE	BGE Public	BGE - Northeast Market	7,024.54	15,195.28	228	2,339.10	USD
4	BGE	BGE Public	BGE - Sharpe St	5,085.20	101,956.85	182	914.32	USD
5	BGE	BGE Public	BGE - Riverside Park	2,992.21	59,643.22	155	537.27	USD
6	BGE	BGE Public	BGE - St Casmirs Park	3,210.30	36,063.35	139	577.26	USD
7	BGE	BGE Public	BGE - 1122 Hollins St	2,794.01	48,864.58	136	502.74	USD
8	BGE	BGE Public	BGE - Borgerding DC - MCS	3,564.98	46,822.33	127	641.69	USD
9	BGE	BGE Public	BGE - Roosevelt Park	2,155.63	29,173.12	117	391.55	USD
10	BGE	BGE Public	BGE - State Center	2,715.50	69,617.33	115	488.66	USD
11	BGE	BGE Public	BGE - Hargrove DC - MCS	1,679.20	4,755.22	110	563.62	USD
12	BGE	BGE Public	BGE-Maryland Zoo	1,733.97	21,897.85	109	312.08	USD
13	BGE	BGE Public	BGE - Union Square Park	2,587.97	37,064.63	89	465.67	USD
14	BGE	BGE Public	BGE - Openworks	2,308.98	33,915.43	88	415.51	USD
15	BGE	BGE Public	BGE - Carroll Park	2,393.27	30,146.92	80	430.68	USD
16	BGE	BGE Public	BGE - St Frances Academy	1,217.37	11,932.97	59	383.95	USD
17	BGE	BGE Public	BGE - Middle Branch Park	820.88	19,355.32	56	147.72	USD
18	BGE	BGE Public	BGE - JFA Lot	922.18	12,744.90	53	165.98	USD
19	BGE	BGE Public	BGE - Fed Hill Park	555.86	10,444.00	46	99.95	USD
20	BGE	BGE Public	BGE - Leon Day Park	313.03	4,446.88	19	56.29	USD