

Filters:

Network: BGE

Enterprise: BGE Public

Location: BGE - Borgerding DC - MCS, BGE - Hargrove DC - MCS, BGE - State Center

Date Range: 01-01-2020 to 08-01-2022

Charging Sessions

293



CO2 Offset

7,941.26 lbs



Gasoline Saved

405.4 gallons



Energy Used

4,053.73 kWh

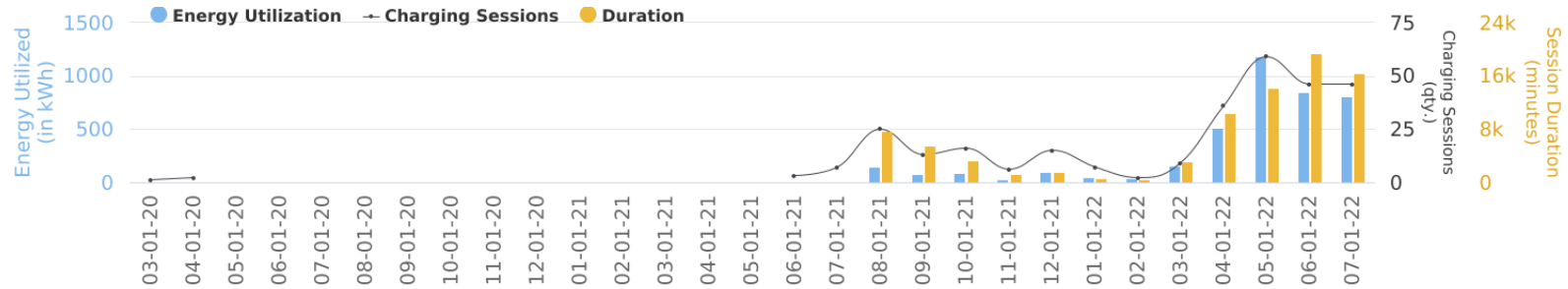


Revenue

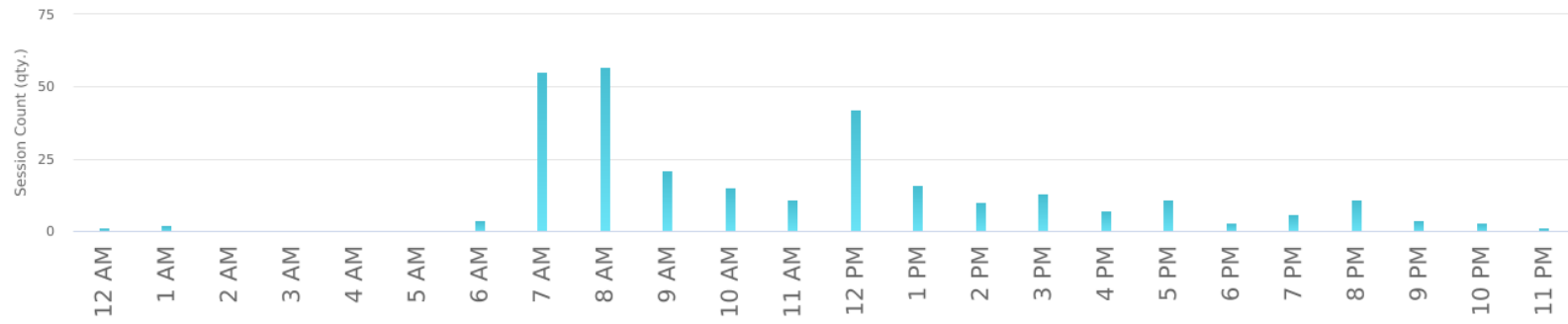
772.89 USD



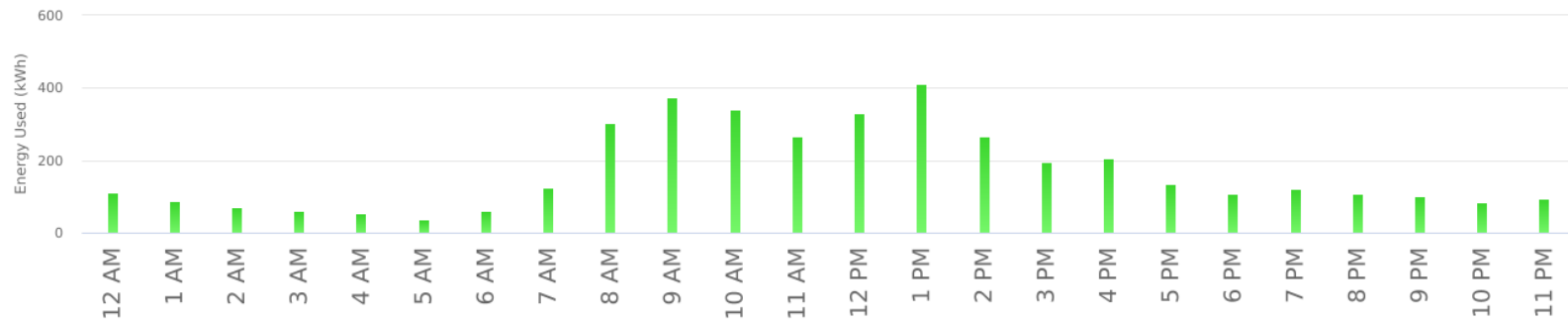
Energy Utilization | Duration | Charging Sessions



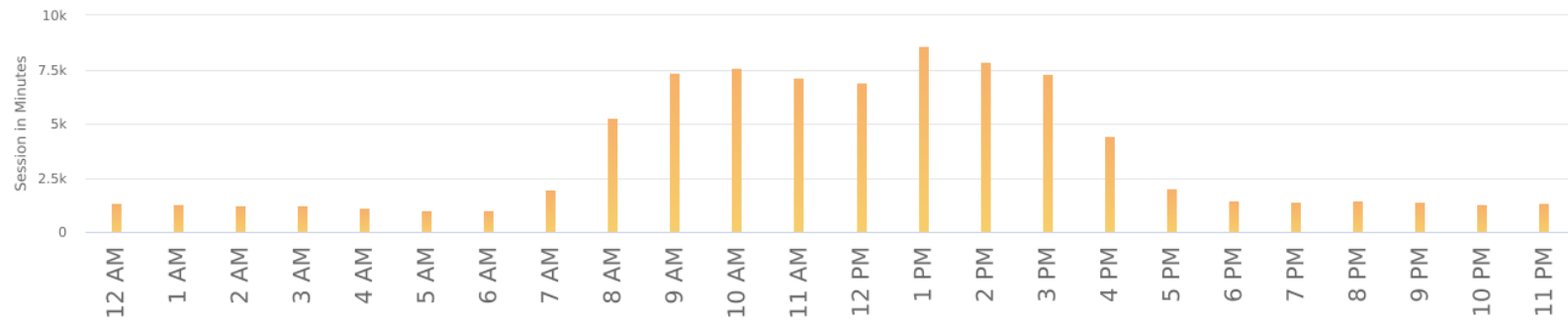
Hourly Utilization - Charging Session



Hourly Utilization - Energy Used



Hourly Utilization - Duration



Energy Utilization | Duration | Charging Session | Revenue Data

Sno.	Network	Enterprise	Location	Energy Utilization (kWh)	Duration(minutes)	Charging Sessions (qty.)	Revenue(USD)
1	BGE	BGE Public	BGE - Borgerding DC - MCS	2,468.27	35,554.13	139	444.06
2	BGE	BGE Public	BGE - Hargrove DC - MCS	646.71	13,456.10	79	159.86
3	BGE	BGE Public	BGE - State Center	938.75	35,120.07	75	168.97