

**Filters:**

Network: BGE

Enterprise: BGE Public

Location: BGE - Borgerding DC - MCS, BGE - Hargrove DC - MCS, BGE - Leon Day Park, BGE - State Center, BGE-Maryland Zoo

Date Range: 12-01-2022 to 01-01-2023

Charging Sessions

57



CO2 Offset

1,821.89 lbs



Gasoline Saved

93 gallons



Energy Used

930.01 kWh

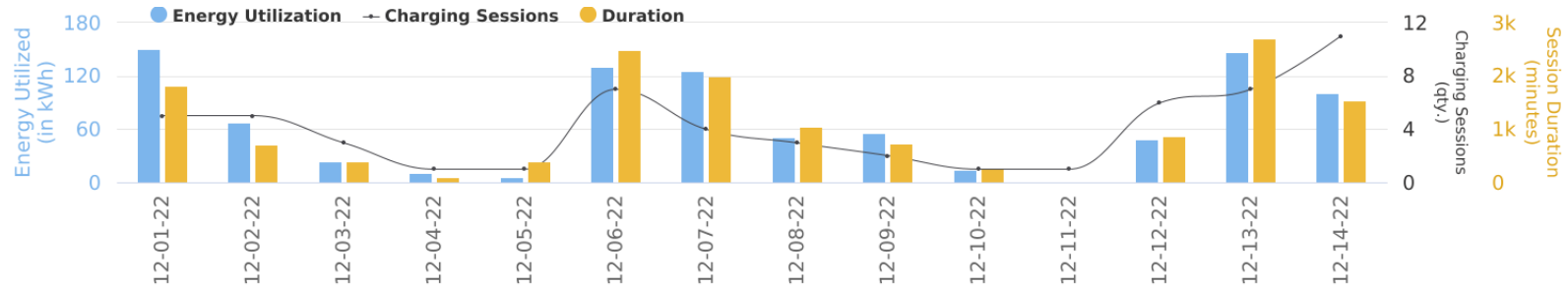


Revenue

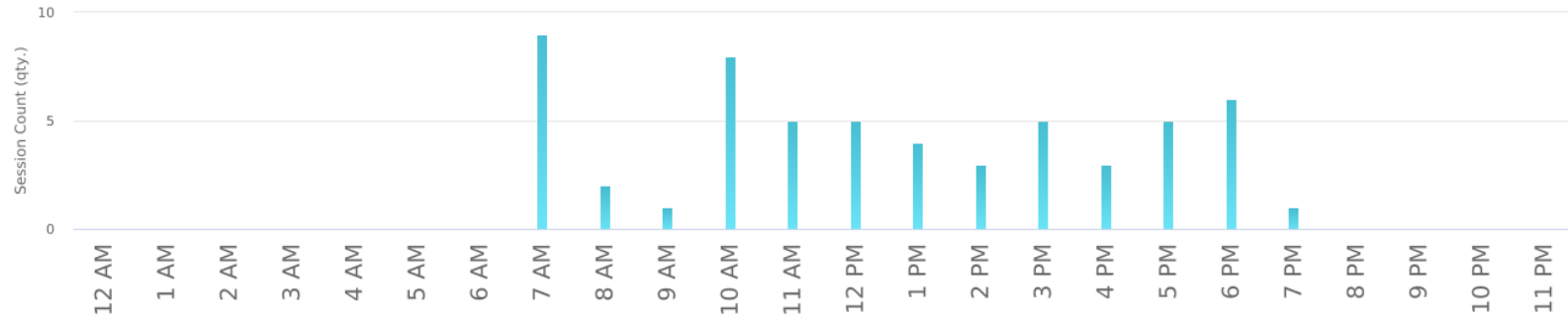
162.4 USD




Energy Utilization | Duration | Charging Sessions




### Hourly Utilization - Charging Session



### Hourly Utilization - Energy Used



### Hourly Utilization - Duration



Energy Utilization | Duration | Charging Session | Revenue Data

<b>Sno.</b>	<b>Network</b>	<b>Enterprise</b>	<b>Location</b>	<b>Energy Utilization (kWh)</b>	<b>Duration(minutes)</b>	<b>Charging Sessions (qty.)</b>	<b>Revenue(USD)</b>
1	BGE	BGE Public	BGE - State Center	786.37	13,253.87	41	135.63
2	BGE	BGE Public	BGE - Borgerding DC - MCS	70.99	955.17	8	12.76
3	BGE	BGE Public	BGE-Maryland Zoo	66.83	811.23	7	12.03
4	BGE	BGE Public	BGE - Hargrove DC - MCS	5.82	14.70	1	1.98