

Filters:

Network: BGE

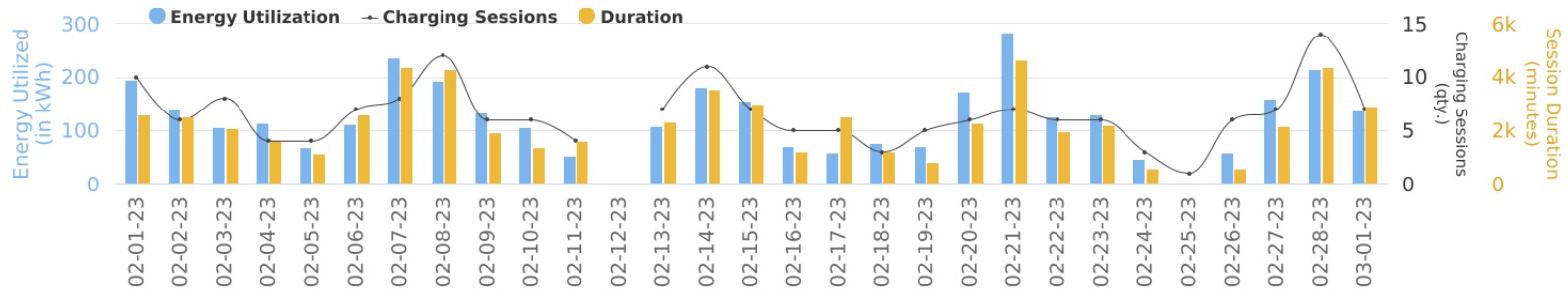
Enterprise: BGE Public

Location: BGE - Borgerding DC - MCS, BGE - Carroll Park, BGE - Hargrove DC - MCS, BGE - Leon Day Park, BGE - Middle Branch Park, BGE - State Center, BGE-Maryland Zoo

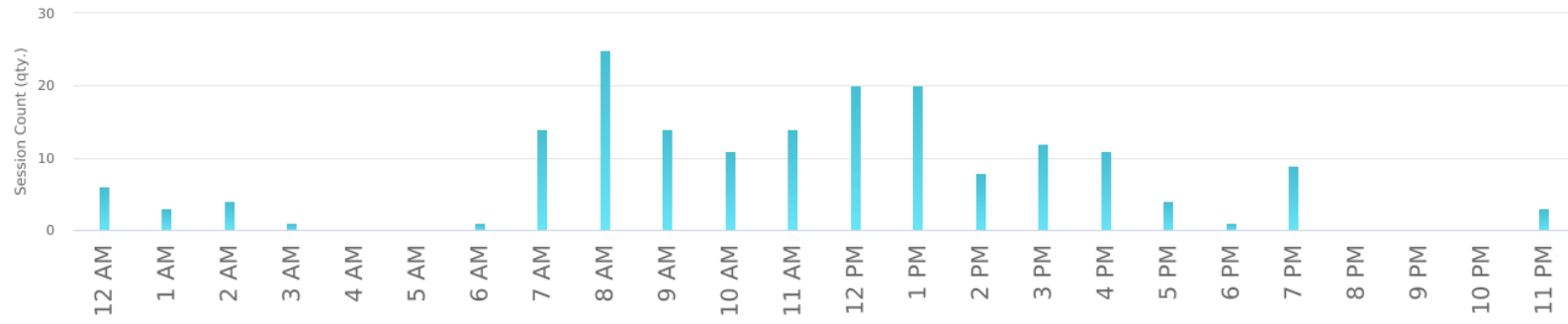
Date Range: 02-01-2023 to 03-01-2023

Charging Sessions 181 	CO2 Offset 6,893.07 lbs 	Gasoline Saved 351.9 gallons 	Energy Used 3,518.67 kWh 	Revenue 616.62 USD 
--	--	---	---	---


Energy Utilization | Duration | Charging Sessions




Hourly Utilization - Charging Session



Hourly Utilization - Energy Used



Hourly Utilization - Duration



Energy Utilization | Duration | Charging Session | Revenue Data

Sno.	Network	Enterprise	Location	Energy Utilization (kWh)	Duration(minutes)	Charging Sessions (qty.)	Revenue(USD)
1	BGE	BGE Public	BGE - State Center	2,367.11	40,795.65	92	410.59
2	BGE	BGE Public	BGE - Middle Branch Park	528.54	12,559.52	34	95.13
3	BGE	BGE Public	BGE-Maryland Zoo	236.93	2,895.45	30	42.54
4	BGE	BGE Public	BGE - Borgerding DC - MCS	98.23	2,034.15	13	17.61
5	BGE	BGE Public	BGE - Carroll Park	149.04	1,458.38	4	26.81
6	BGE	BGE Public	BGE - Leon Day Park	0.67	7.00	1	0.12