

**Filters:**

Network: BGE

Enterprise: BGE Public

Location: BGE - Borgerding DC - MCS, BGE - Carroll Park, BGE - Hargrove DC - MCS, BGE - Leon Day Park, BGE - Middle Branch Park, BGE - Pennsylvania Ave, BGE - Riverside Park, BGE - Roosevelt Park, BGE - Sharpe St, BGE - St Casmirs Park, BGE - State Center, BGE - Union Square Park, BGE-Maryland Zoo

Date Range: 07-01-2023 to 08-01-2023

Charging Sessions

524



CO2 Offset

19,565.22 lbs



Gasoline Saved

998.7 gallons



Energy Used

9,987.35 kWh

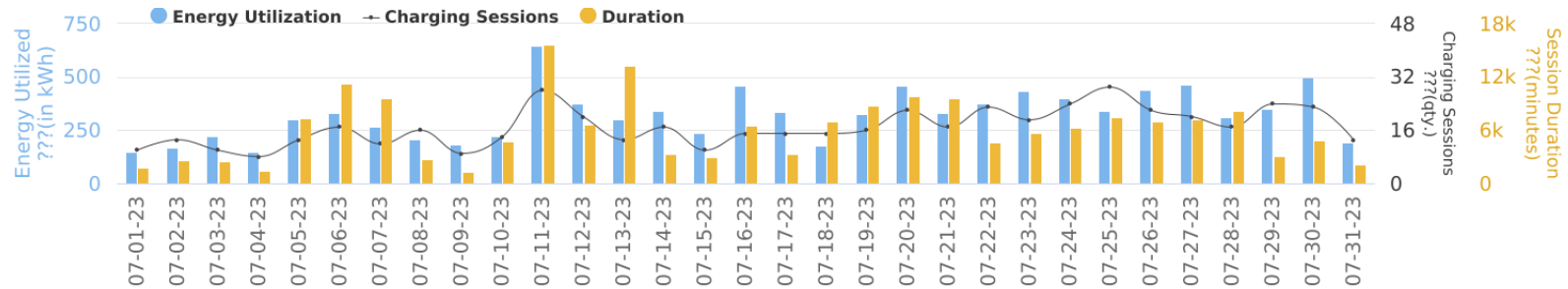


Revenue

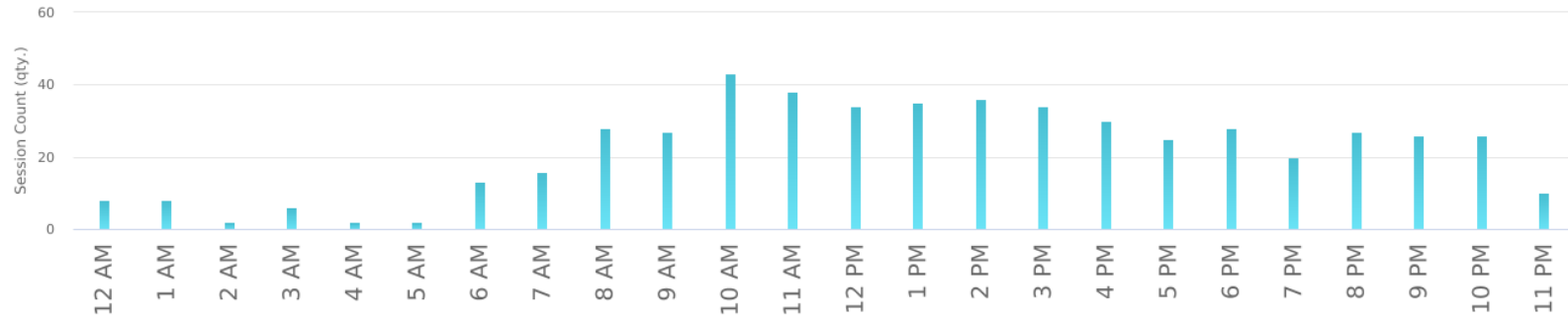
2,107.76 USD




Energy Utilization | Duration | Charging Sessions



### Hourly Utilization - Charging Session



### Hourly Utilization - Energy Used



### Hourly Utilization - Duration

Session in Minutes

12 AM  
1 AM  
2 AM  
3 AM  
4 AM  
5 AM  
6 AM  
7 AM  
8 AM  
9 AM  
10 AM  
11 AM  
12 PM  
1 PM  
2 PM  
3 PM  
4 PM  
5 PM  
6 PM  
7 PM  
8 PM  
9 PM  
10 PM  
11 PM

Energy Utilization | Duration | Charging Session | Revenue Data

Sno.	Network	Enterprise	Location	Energy Utilization (kWh)	Duration(minutes)	Charging Sessions (qty.)	Revenue(USD)
1	BGE	BGE Public	BGE - State Center	2,211.73	98,984.03	106	395.93
2	BGE	BGE Public	BGE - Union Square Park	1,578.98	29,797.22	81	267.91
3	BGE	BGE Public	BGE - Pennsylvania Ave	1,474.23	3,390.27	75	480.89
4	BGE	BGE Public	BGE - Roosevelt Park	919.32	13,417.92	64	165.31
5	BGE	BGE Public	BGE - St Casmirs Park	920.51	11,288.90	41	156.27
6	BGE	BGE Public	BGE - Hargrove DC - MCS	820.12	2,650.83	39	271.66
7	BGE	BGE Public	BGE-Maryland Zoo	492.33	5,537.10	39	88.70
8	BGE	BGE Public	BGE - Carroll Park	663.09	8,451.73	32	118.90
9	BGE	BGE Public	BGE - Middle Branch Park	438.28	7,729.80	24	78.44
10	BGE	BGE Public	BGE - Borgerding DC - MCS	346.64	6,436.80	18	61.77
11	BGE	BGE Public	BGE - Leon Day Park	122.12	1,153.70	5	21.98