

Filters:

Network: BGE

Enterprise: BGE Public

Location: BGE - Carroll Park, BGE - Leon Day Park, BGE - Middle Branch Park, BGE - Pennsylvania Ave, BGE - Riverside Park, BGE - Roosevelt Park, BGE - Sharpe St, BGE - St Casmirs Park, BGE - Union Square Park, BGE-Maryland Zoo

Date Range: 03-01-2023 to 03-31-2023

Charging Sessions

170



CO2 Offset

103,793.03 lbs



Gasoline Saved

5,298.3 gallons



Energy Used

52,982.66 kWh

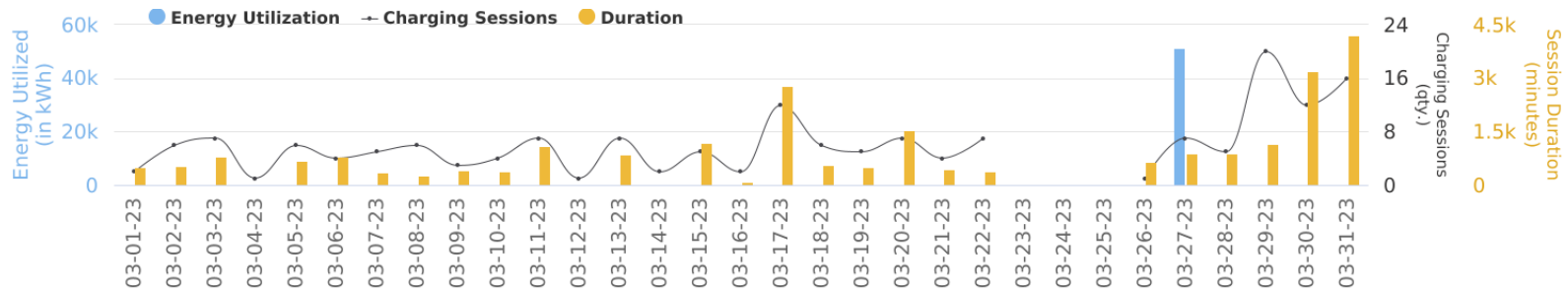


Revenue

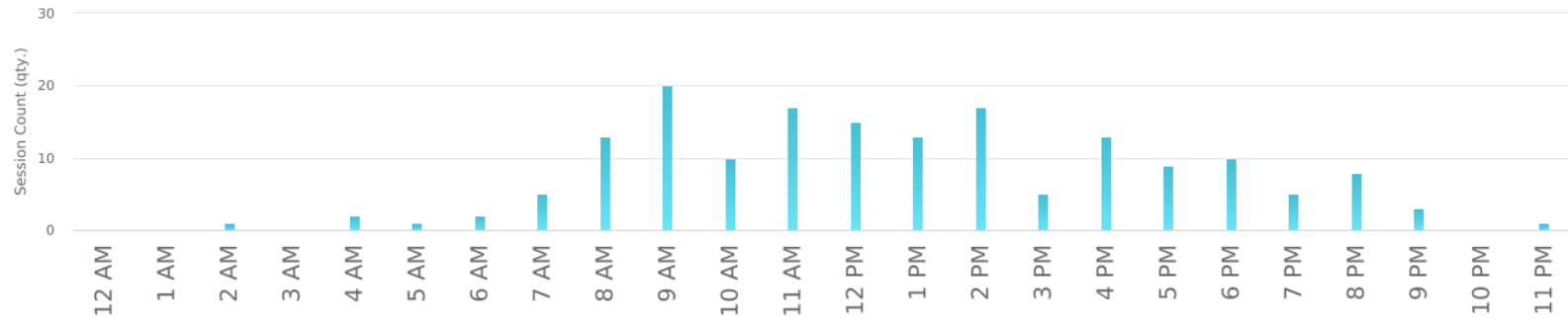
276.27 USD




Energy Utilization | Duration | Charging Sessions




Hourly Utilization - Charging Session



Hourly Utilization - Energy Used



Hourly Utilization - Duration



Energy Utilization | Duration | Charging Session | Revenue Data

Sno.	Network	Enterprise	Location	Energy Utilization (kWh)	Duration(minutes)	Charging Sessions (qty.)	Revenue(USD)
1	BGE	BGE Public	BGE - Middle Branch Park	402.87	7,294.97	34	72.49
2	BGE	BGE Public	BGE-Maryland Zoo	265.13	2,904.78	33	45.66
3	BGE	BGE Public	BGE - Roosevelt Park	246.59	3,771.55	27	44.72
4	BGE	BGE Public	BGE - Riverside Park	211.84	2,940.97	19	37.35
5	BGE	BGE Public	BGE - Sharpe St	11.28	2,075.28	12	1.87
6	BGE	BGE Public	BGE - Carroll Park	55.79	631.70	10	7.78
7	BGE	BGE Public	BGE - Pennsylvania Ave	51,539.93	336.42	8	23.06
8	BGE	BGE Public	BGE - Union Square Park	41.63	946.72	6	7.00
9	BGE	BGE Public	BGE - Leon Day Park	8.82	85.22	3	1.48
10	BGE	BGE Public	BGE - St Casmirs Park	3.94	41.22	2	0.60