

Filters:

Network: BGE

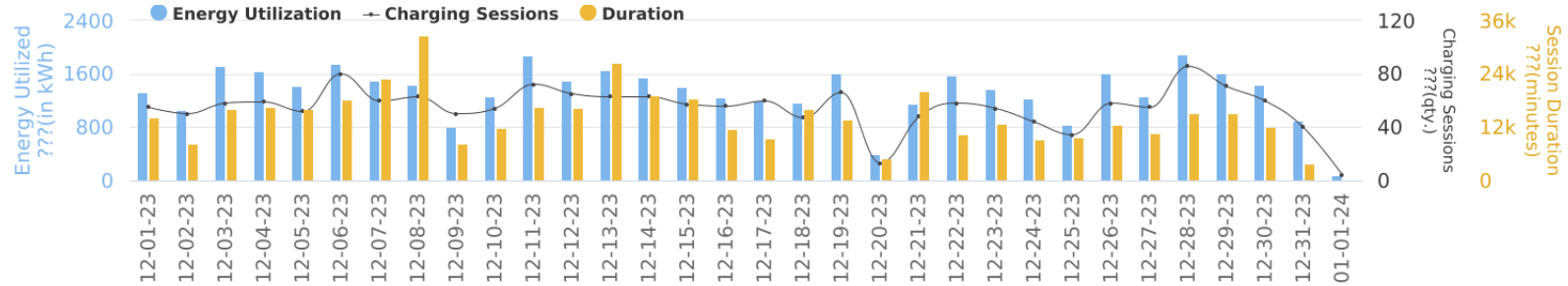
Enterprise: BGE Public

Location: BGE - Barclay Street Lot, BGE - Borgerding DC - MCS, BGE - Carroll Park, BGE - Fed Hill Park, BGE - Hargrove DC - MCS, BGE - JFA Lot, BGE - Leon Day Park, BGE - Middle Branch Park, BGE - Northeast Market, BGE - Pennsylvania Ave, BGE - Riverside Park, BGE - Roosevelt Park, BGE - Sharpe St, BGE - St Casmirs Park, BGE - St Frances Academy, BGE - State Center, BGE - Union Square Park, BGE-Maryland Zoo

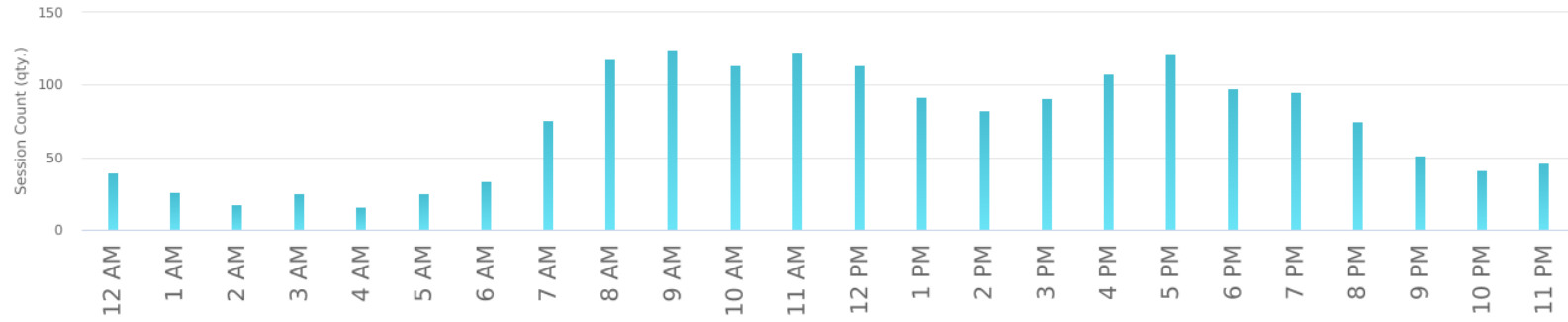
Date Range: 12-01-2023 to 01-01-2024

Charging Sessions 1,755 	CO2 Offset 83,302.62 lbs 	Gasoline Saved 4,252.3 gallons 	Energy Used 42,523.03 kWh 	Revenue 10,552.2 USD 
----------------------------------------------------------------------------------------------------------------------------	-----------------------------------------------------------------------------------------------------------------------------	-------------------------------------------------------------------------------------------------------------------------------------	--------------------------------------------------------------------------------------------------------------------------------	---------------------------------------------------------------------------------------------------------------------------

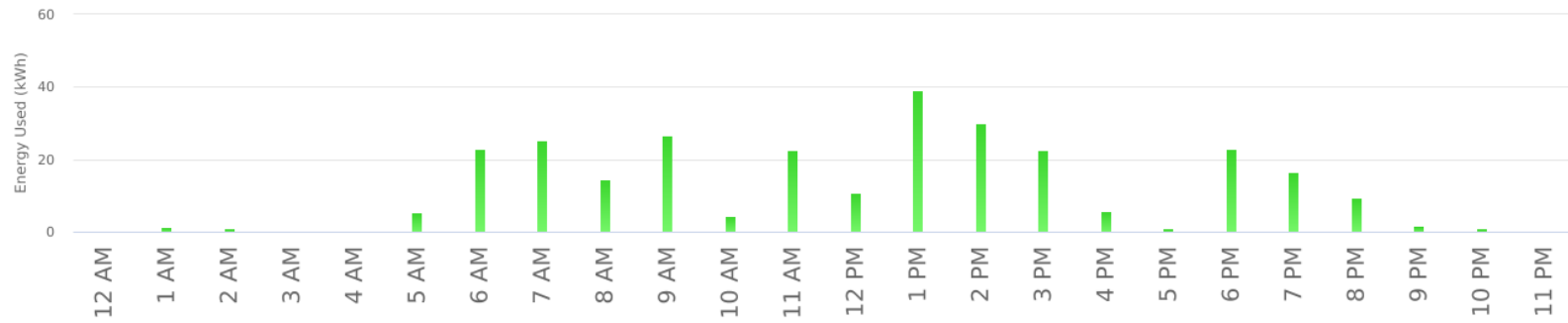
Energy Utilization | Duration | Charging Sessions



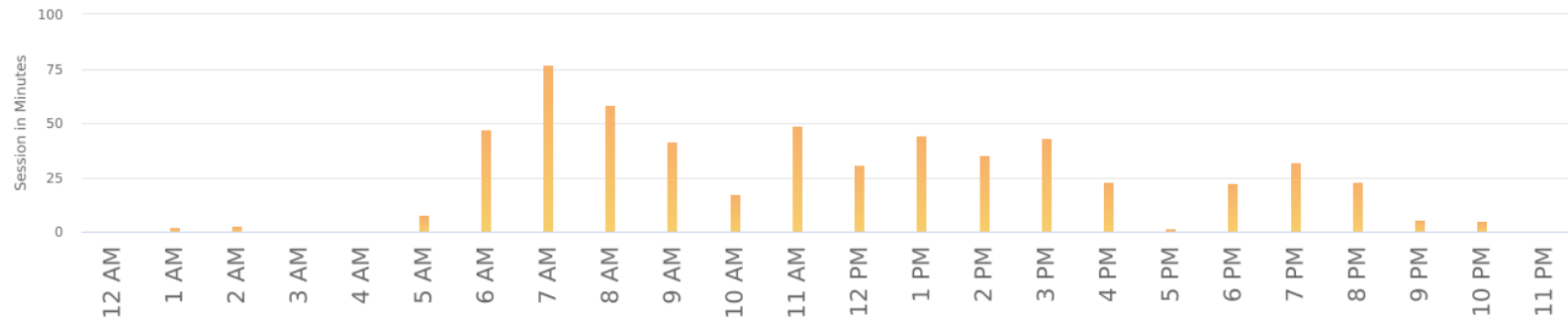
Hourly Utilization - Charging Session



Hourly Utilization - Energy Used



Hourly Utilization - Duration



Energy Utilization | Duration | Charging Session | Revenue Data

Sno.	Network	Enterprise	Location	Energy Utilization (kWh)	Duration(minutes)	Charging Sessions (qty.)	Revenue(USD)
1	BGE	BGE Public	BGE - Pennsylvania Ave	10,000.11	22,388.27	424	3,285.69
2	BGE	BGE Public	BGE - Barclay Street Lot	4,770.07	18,460.92	211	1,479.95
3	BGE	BGE Public	BGE - Hargrove DC - MCS	3,726.88	12,577.42	144	1,126.18
4	BGE	BGE Public	BGE - Roosevelt Park	2,046.74	26,486.72	116	371.87
5	BGE	BGE Public	BGE - State Center	3,131.15	99,911.25	112	554.68
6	BGE	BGE Public	BGE - Sharpe St	3,027.62	67,273.15	109	542.89
7	BGE	BGE Public	BGE - Northeast Market	2,453.49	16,264.07	83	628.62
8	BGE	BGE Public	BGE - Union Square Park	2,803.47	43,050.27	78	475.99
9	BGE	BGE Public	BGE - St Frances Academy	1,457.41	5,379.22	72	455.10
10	BGE	BGE Public	BGE - Borgerding DC - MCS	971.86	14,320.80	70	173.64
11	BGE	BGE Public	BGE - Middle Branch Park	1,558.45	34,466.65	70	280.40
12	BGE	BGE Public	BGE - St Casmirs Park	1,582.61	19,705.70	64	267.11
13	BGE	BGE Public	BGE - Riverside Park	1,827.09	31,733.47	62	327.84
14	BGE	BGE Public	BGE-Maryland Zoo	926.96	11,480.85	54	166.99
15	BGE	BGE Public	BGE - Carroll Park	1,234.79	15,609.63	43	222.19
16	BGE	BGE Public	BGE - JFA Lot	906.81	10,636.00	36	162.53
17	BGE	BGE Public	BGE - Leon Day Park	13.56	120.53	3	2.45

