

Filters:

Network: BGE

Enterprise: BGE Public

Location: BGE - 1122 Hollins St, BGE - Barclay Street Lot, BGE - Borgerding DC - MCS, BGE - Carroll Park, BGE - Fed Hill Park, BGE - Hargrove DC - MCS, BGE - JFA Lot, BGE - Leon Day Park, BGE - Middle Branch Park, BGE - Northeast Market, BGE - Openworks, BGE - Pennsylvania Ave, BGE - Riverside Park, BGE - Roosevelt Park, BGE - Sharpe St, BGE - St Casmirs Park, BGE - St Frances Academy, BGE - State Center, BGE - Union Square Park, BGE-Maryland Zoo

Date Range: 04-01-2024 to 04-30-2024

Charging Sessions

1,969



CO2 Offset

90,688.44 lbs



Gasoline Saved

4,629.3 gallons



Energy Used

46,293.23 kWh



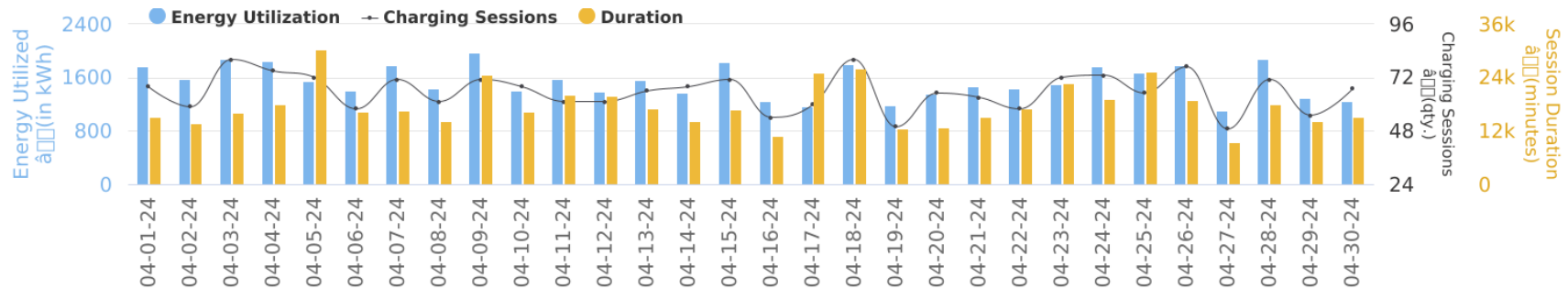
Revenue

11,167.43

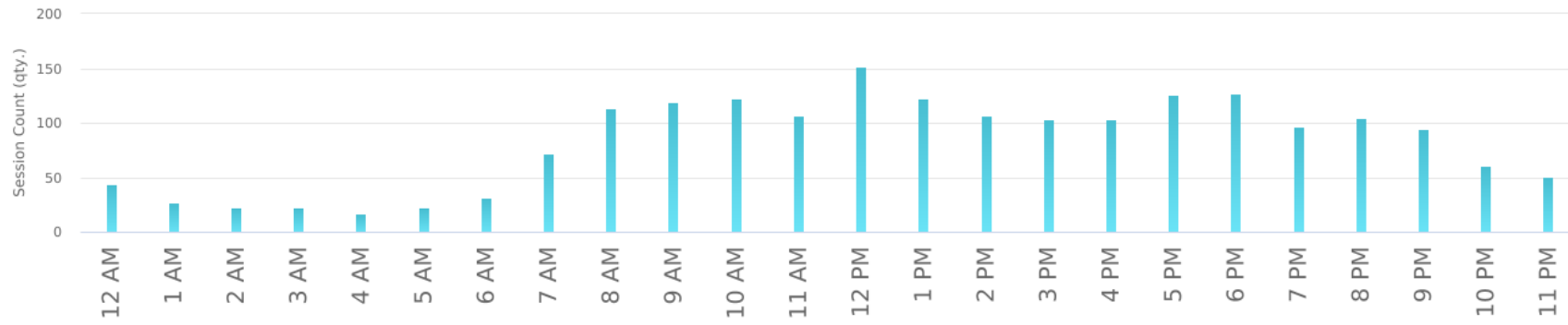
USD



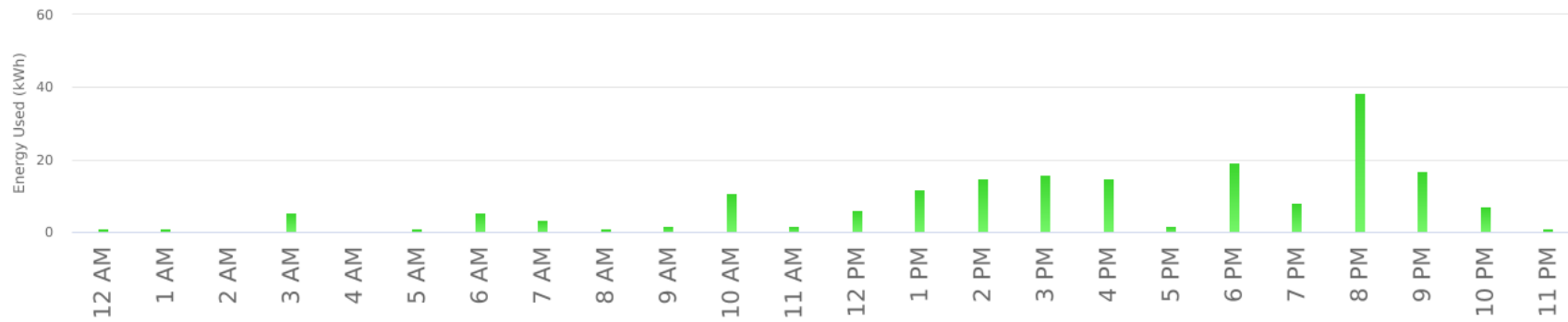
Energy Utilization | Duration | Charging Sessions



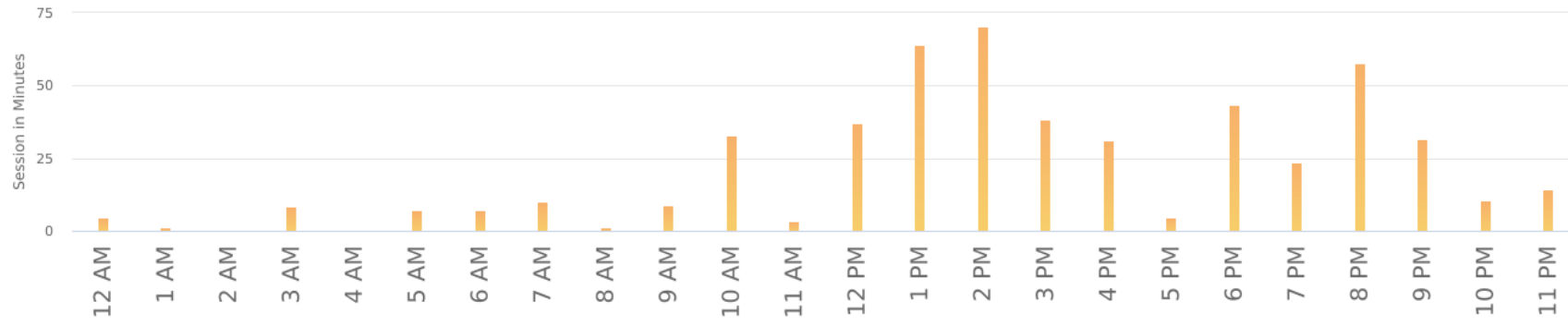
Hourly Utilization - Charging Session



Hourly Utilization - Energy Used



Hourly Utilization - Duration



Energy Utilization | Duration | Charging Session | Revenue Data

Sno.	Network	Enterprise	Location	Energy Utilization (kWh)	Duration(minutes)	Charging Sessions (qty.)	Revenue	Currency
1	BGE	BGE Public	BGE - Barclay Street Lot	7,523.67	22,362.68	326	2,437.42	USD
2	BGE	BGE Public	BGE - Pennsylvania Ave	4,503.35	18,112.35	186	1,386.97	USD
3	BGE	BGE Public	BGE - State Center	4,214.37	116,919.52	174	758.42	USD
4	BGE	BGE Public	BGE - St Frances Academy	4,168.43	17,035.62	160	1,277.52	USD
5	BGE	BGE Public	BGE - Sharpe St	4,152.59	69,191.70	137	747.36	USD
6	BGE	BGE Public	BGE - St Casmirs Park	3,023.87	36,584.07	110	557.59	USD
7	BGE	BGE Public	BGE - Northeast Market	2,801.34	6,723.50	98	871.61	USD
8	BGE	BGE Public	BGE - Roosevelt Park	1,651.12	30,893.25	97	299.68	USD
9	BGE	BGE Public	BGE - Hargrove DC - MCS	2,586.23	9,909.07	96	767.47	USD
10	BGE	BGE Public	BGE - Borgerding DC - MCS	2,092.27	25,924.15	93	376.53	USD
11	BGE	BGE Public	BGE - Riverside Park	2,145.39	53,176.53	80	385.80	USD
12	BGE	BGE Public	BGE - Union Square Park	2,544.98	38,955.23	75	432.03	USD
13	BGE	BGE Public	BGE-Maryland Zoo	823.35	10,668.93	73	147.06	USD
14	BGE	BGE Public	BGE - Openworks	779.49	10,727.82	67	132.17	USD
15	BGE	BGE Public	BGE - Middle Branch Park	1,173.26	25,347.12	64	211.16	USD
16	BGE	BGE Public	BGE - Carroll Park	1,058.09	11,503.37	33	190.45	USD
17	BGE	BGE Public	BGE - Fed Hill Park	376.03	7,614.35	32	67.65	USD
18	BGE	BGE Public	BGE - JFA Lot	330.58	8,175.40	29	59.49	USD
19	BGE	BGE Public	BGE - 1122 Hollins St	87.19	8,409.73	24	14.73	USD
20	BGE	BGE Public	BGE - Leon Day Park	257.65	3,535.07	15	46.32	USD