

**Filters:**

Network: BGE

Enterprise: BGE Public

Location: BGE - Barclay Street Lot, BGE - Borgerding DC - MCS, BGE - Carroll Park, BGE - Hargrove DC - MCS, BGE - JFA Lot, BGE - Leon Day Park, BGE - Middle Branch Park, BGE - Northeast Market, BGE - Pennsylvania Ave, BGE - Riverside Park, BGE - Roosevelt Park, BGE - Sharpe St, BGE - St Casmirs Park, BGE - State Center, BGE - Union Square Park, BGE - Maryland Zoo

Date Range: 08-01-2023 to 09-01-2023

Charging Sessions

843



CO2 Offset

33,565.86 lbs



Gasoline Saved

1,713.4 gallons



Energy Used

17,134.18 kWh

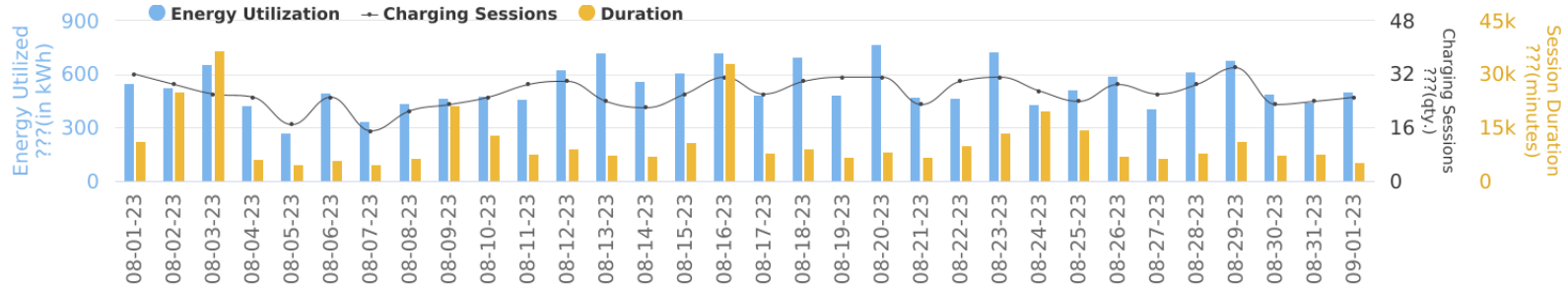


Revenue

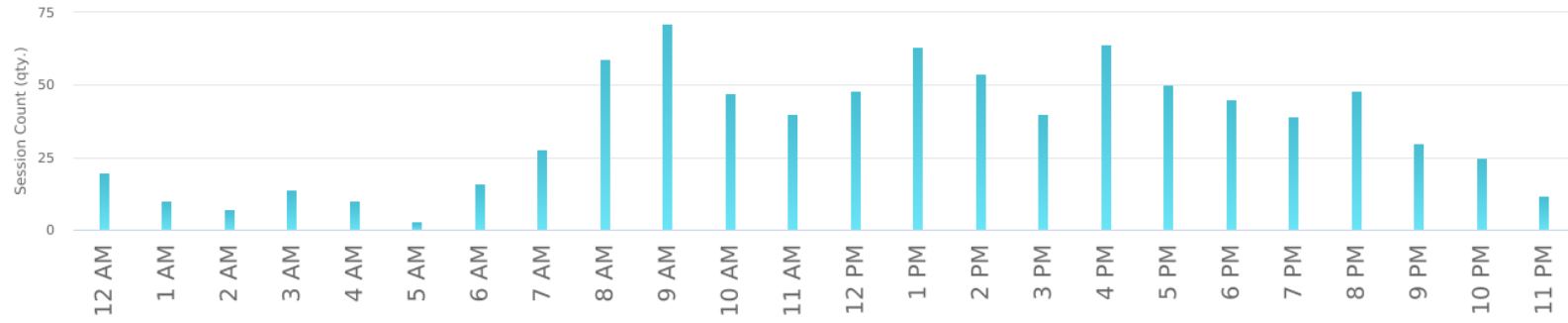
3,586.36 USD



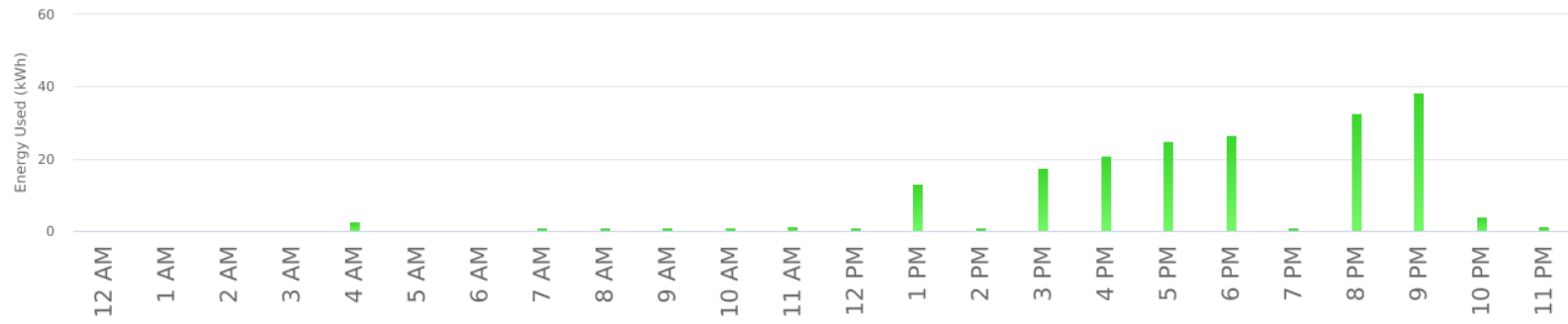
Energy Utilization | Duration | Charging Sessions



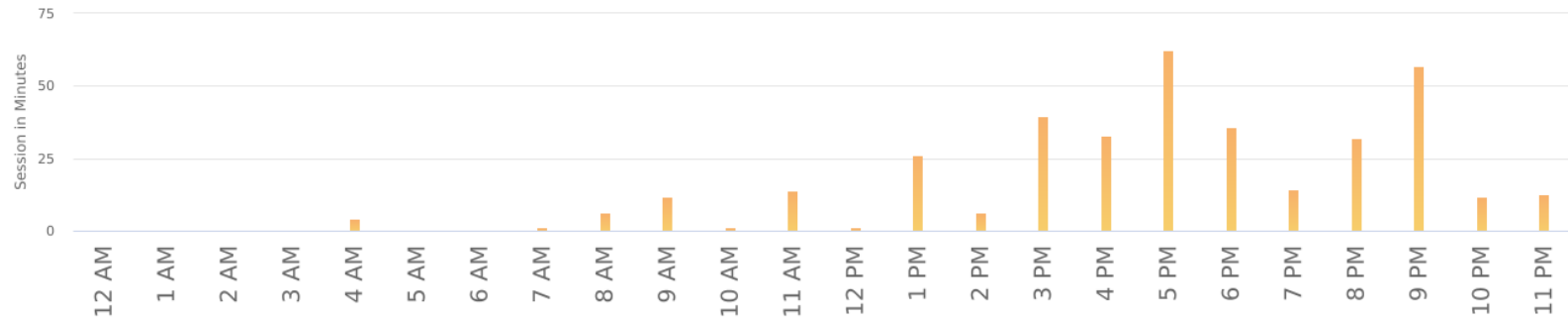
### Hourly Utilization - Charging Session



### Hourly Utilization - Energy Used



### Hourly Utilization - Duration



**Energy Utilization | Duration | Charging Session | Revenue Data**

Sno.	Network	Enterprise	Location	Energy Utilization (kWh)	Duration(minutes)	Charging Sessions (qty.)	Revenue(USD)
1	BGE	BGE Public	BGE - State Center	2,372.05	172,033.38	124	409.65
2	BGE	BGE Public	BGE - Sharpe St	1,866.68	43,693.33	93	302.28
3	BGE	BGE Public	BGE - Pennsylvania Ave	2,116.92	3,859.23	88	708.27
4	BGE	BGE Public	BGE - Roosevelt Park	1,549.78	19,263.85	75	279.26
5	BGE	BGE Public	BGE - Barclay Street Lot	1,000.12	15,046.13	68	199.65
6	BGE	BGE Public	BGE - Union Square Park	1,653.16	29,449.48	65	278.63
7	BGE	BGE Public	BGE-Maryland Zoo	536.86	8,147.58	57	96.53
8	BGE	BGE Public	BGE - St Casmirs Park	1,431.35	17,330.60	45	241.03
9	BGE	BGE Public	BGE - Middle Branch Park	426.52	14,884.25	44	75.95
10	BGE	BGE Public	BGE - Carroll Park	886.35	9,318.75	43	158.64
11	BGE	BGE Public	BGE - Hargrove DC - MCS	1,065.61	2,317.12	41	351.90
12	BGE	BGE Public	BGE - Leon Day Park	871.73	11,144.58	32	156.63
13	BGE	BGE Public	BGE - Borgerding DC - MCS	313.05	4,709.90	22	56.30
14	BGE	BGE Public	BGE - Northeast Market	484.60	1,647.47	13	137.30
15	BGE	BGE Public	BGE - JFA Lot	58.17	2,805.00	8	10.44