

**Filters:**

Network: BGE

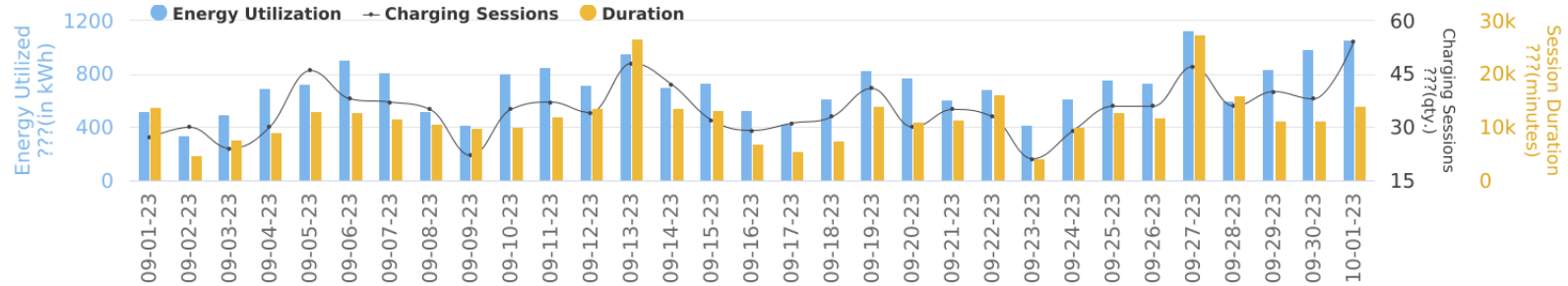
Enterprise: BGE Public

Location: BGE - Barclay Street Lot, BGE - Borgerding DC - MCS, BGE - Carroll Park, BGE - Fed Hill Park, BGE - Hargrove DC - MCS, BGE - JFA Lot, BGE - Leon Day Park, BGE - Middle Branch Park, BGE - Northeast Market, BGE - Pennsylvania Ave, BGE - Riverside Park, BGE - Roosevelt Park, BGE - Sharpe St, BGE - St Casmirs Park, BGE - St Frances Academy, BGE - State Center, BGE - Union Square Park, BGE-Maryland Zoo

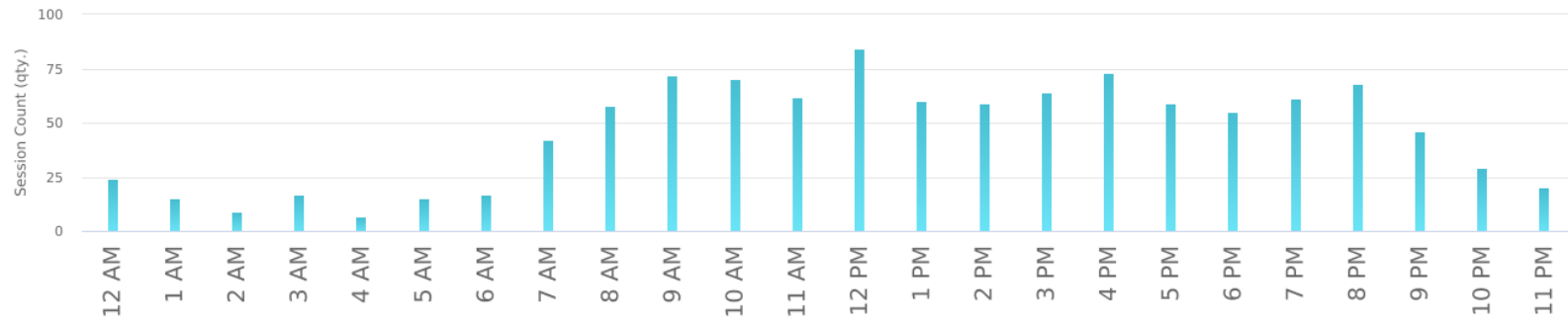
Date Range: 09-01-2023 to 10-01-2023

<b>Charging Sessions</b> <b>1,086</b> 	<b>CO2 Offset</b> <b>42,740.31 lbs</b> 	<b>Gasoline Saved</b> <b>2,181.7 gallons</b> 	<b>Energy Used</b> <b>21,817.41 kWh</b> 	<b>Revenue</b> <b>5,036.93 USD</b> 
--	---	---	--	---

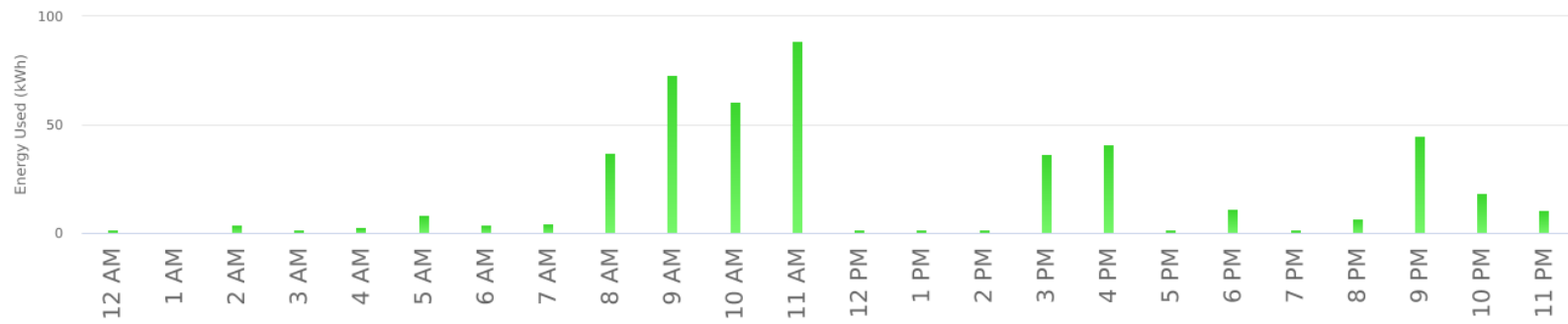
Energy Utilization | Duration | Charging Sessions



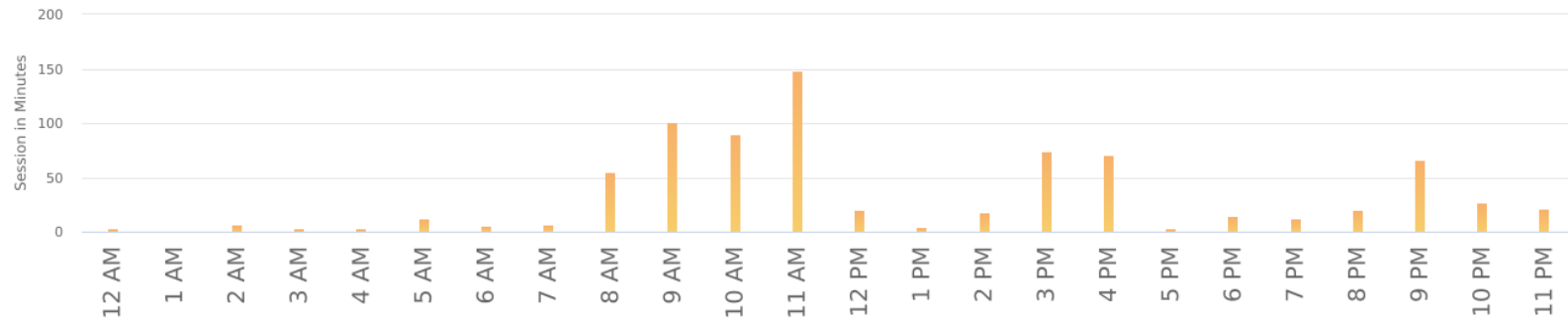
### Hourly Utilization - Charging Session



### Hourly Utilization - Energy Used



### Hourly Utilization - Duration



Energy Utilization | Duration | Charging Session | Revenue Data

Sno.	Network	Enterprise	Location	Energy Utilization (kWh)	Duration(minutes)	Charging Sessions (qty.)	Revenue(USD)
1	BGE	BGE Public	BGE - Pennsylvania Ave	3,651.42	6,454.62	161	1,229.71
2	BGE	BGE Public	BGE - State Center	3,112.38	152,484.62	132	560.04
3	BGE	BGE Public	BGE - Sharpe St	1,653.11	55,795.15	92	282.34
4	BGE	BGE Public	BGE - Barclay Street Lot	1,586.47	17,911.73	86	380.59
5	BGE	BGE Public	BGE - Roosevelt Park	1,018.77	11,983.05	66	184.65
6	BGE	BGE Public	BGE - Fed Hill Park	619.94	7,905.90	65	111.51
7	BGE	BGE Public	BGE - Hargrove DC - MCS	1,451.79	3,101.12	64	477.91
8	BGE	BGE Public	BGE - Union Square Park	1,899.43	36,496.92	64	322.27
9	BGE	BGE Public	BGE - Middle Branch Park	904.49	27,903.93	63	162.74
10	BGE	BGE Public	BGE-Maryland Zoo	448.81	5,802.62	45	80.82
11	BGE	BGE Public	BGE - St Casmirs Park	1,174.54	12,703.50	44	199.42
12	BGE	BGE Public	BGE - Northeast Market	1,359.60	3,262.83	42	412.51
13	BGE	BGE Public	BGE - Carroll Park	602.95	6,242.72	30	108.48
14	BGE	BGE Public	BGE - Leon Day Park	353.64	3,267.77	25	63.36
15	BGE	BGE Public	BGE - Borgerding DC - MCS	266.23	4,162.78	19	47.81
16	BGE	BGE Public	BGE - St Frances Academy	373.87	942.70	19	123.67
17	BGE	BGE Public	BGE - JFA Lot	281.36	3,674.05	15	50.64

