

Filters:

Network: BGE

Enterprise: BGE Public

Location: BGE - Borgerding DC - MCS, BGE - Hargrove DC - MCS, BGE - Leon Day Park, BGE - State Center, BGE-Maryland Zoo

Date Range: 11-01-2022 to 11-30-2022

Charging Sessions

125



CO2 Offset

3,875.27 lbs



Gasoline Saved

197.8 gallons



Energy Used

1,978.19 kWh

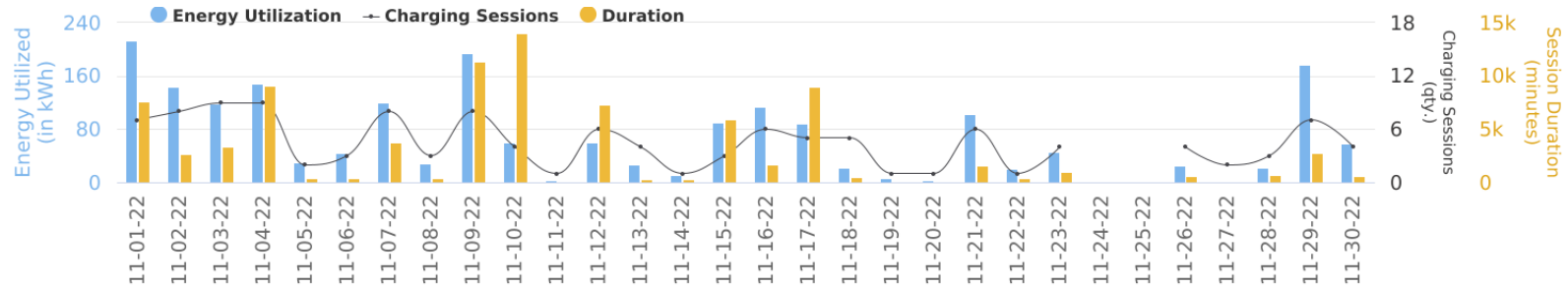


Revenue

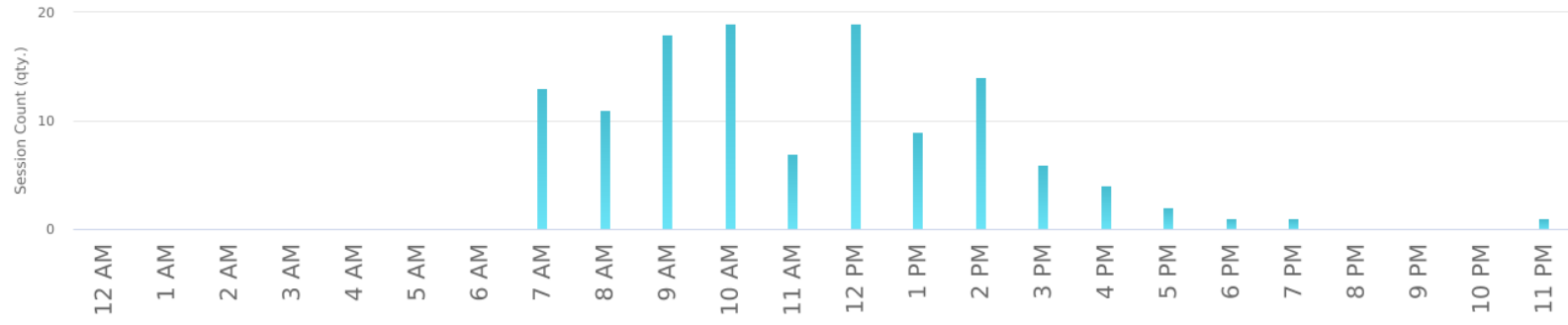
372.27 USD




Energy Utilization | Duration | Charging Sessions




Hourly Utilization - Charging Session



Hourly Utilization - Energy Used



Hourly Utilization - Duration



Energy Utilization | Duration | Charging Session | Revenue Data

Sno.	Network	Enterprise	Location	Energy Utilization (kWh)	Duration(minutes)	Charging Sessions (qty.)	Revenue(USD)
1	BGE	BGE Public	BGE - State Center	1,309.52	77,379.90	60	232.55
2	BGE	BGE Public	BGE-Maryland Zoo	305.55	4,408.73	34	55.05
3	BGE	BGE Public	BGE - Borgerding DC - MCS	188.44	3,001.57	17	33.91
4	BGE	BGE Public	BGE - Hargrove DC - MCS	115.59	210.58	10	38.77