

Filters:

Network: BGE

Enterprise: BGE Public

Location: BGE - Borgerding DC - MCS, BGE - Hargrove DC - MCS, BGE - Leon Day Park, BGE - State Center, BGE-Maryland Zoo

Date Range: 10-01-2022 to 10-31-2022

Charging Sessions

137



CO2 Offset

3,510.31 lbs



Gasoline Saved

179.2 gallons



Energy Used

1,791.89 kWh

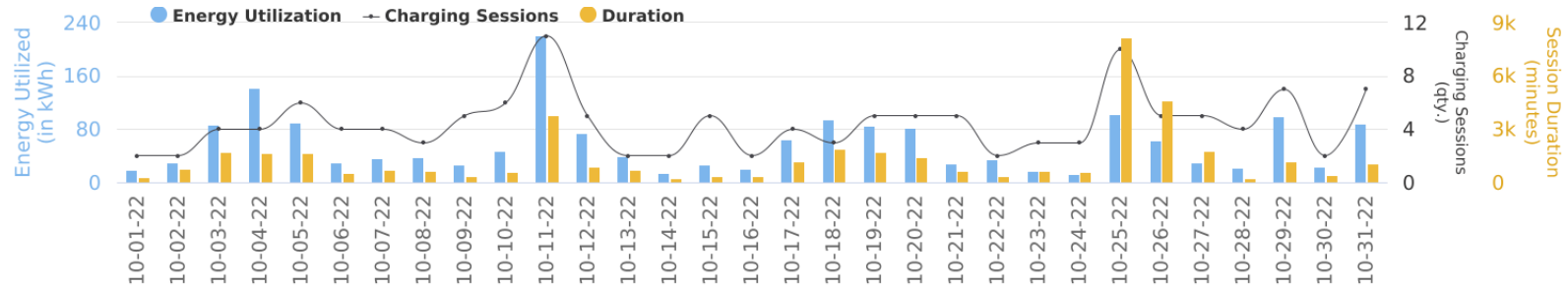


Revenue

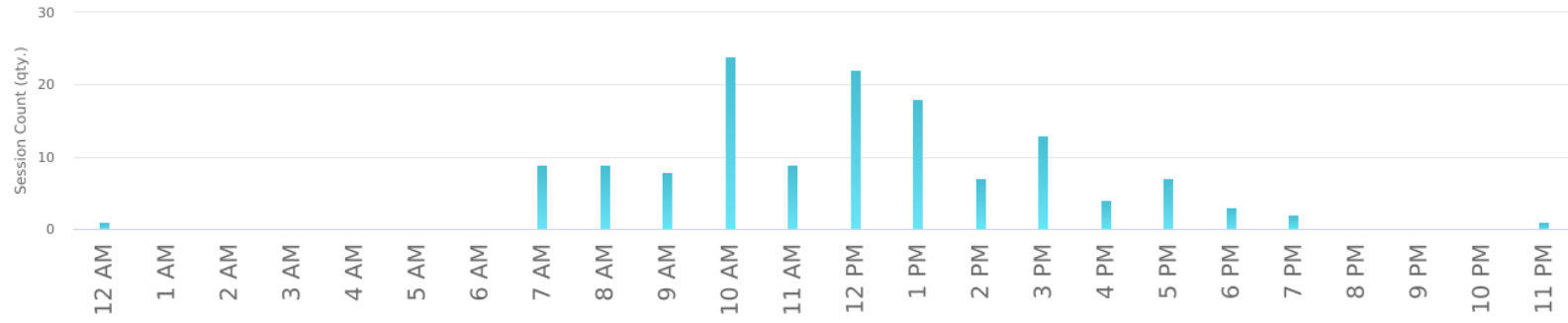
327.48 USD




Energy Utilization | Duration | Charging Sessions




Hourly Utilization - Charging Session



Hourly Utilization - Energy Used



Hourly Utilization - Duration



Energy Utilization | Duration | Charging Session | Revenue Data

Sno.	Network	Enterprise	Location	Energy Utilization (kWh)	Duration(minutes)	Charging Sessions (qty.)	Revenue(USD)
1	BGE	BGE Public	BGE - State Center	1,057.49	30,245.53	60	183.82
2	BGE	BGE Public	BGE-Maryland Zoo	371.19	5,991.70	45	66.88
3	BGE	BGE Public	BGE - Borgerding DC - MCS	140.30	2,726.87	14	25.22
4	BGE	BGE Public	BGE - Hargrove DC - MCS	135.12	1,111.33	11	35.74