

Filters:

Network: BGE

Enterprise: BGE Public

Location: BGE - Borgerding DC - MCS, BGE - Hargrove DC - MCS, BGE - Leon Day Park, BGE - State Center, BGE-Maryland Zoo

Date Range: 09-01-2022 to 09-30-2022

Charging Sessions

123



CO2 Offset

3,544.18 lbs



Gasoline Saved

180.9 gallons



Energy Used

1,809.18 kWh

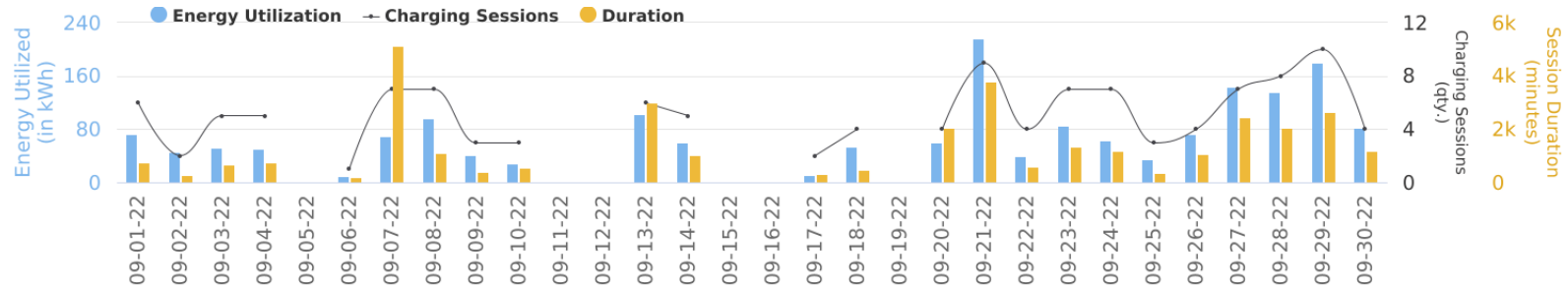


Revenue

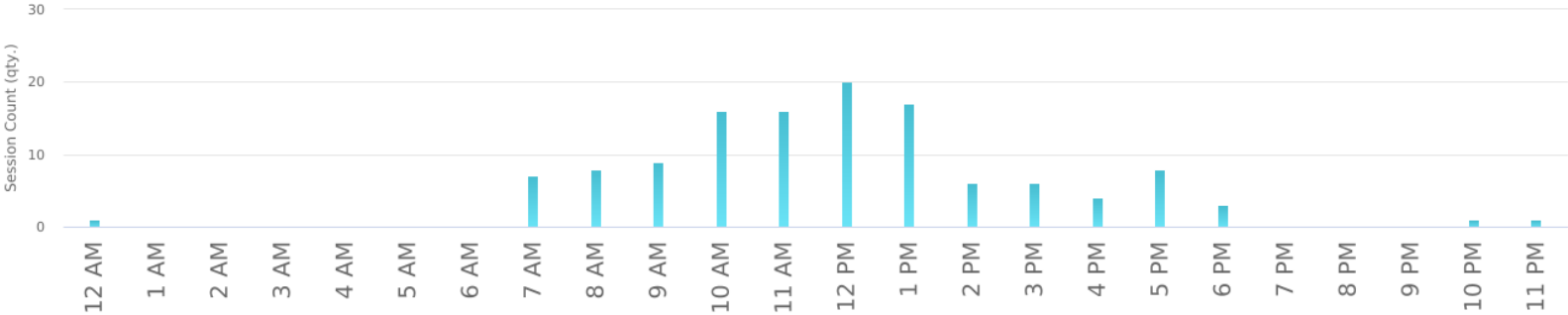
347.26 USD




Energy Utilization | Duration | Charging Sessions



Hourly Utilization - Charging Session



Hourly Utilization - Energy Used



Hourly Utilization - Duration



Energy Utilization | Duration | Charging Session | Revenue Data

Sno.	Network	Enterprise	Location	Energy Utilization (kWh)	Duration(minutes)	Charging Sessions (qty.)	Revenue(USD)
1	BGE	BGE Public	BGE - State Center	1,136.85	23,893.12	58	197.92
2	BGE	BGE Public	BGE-Maryland Zoo	311.44	4,805.58	35	56.08
3	BGE	BGE Public	BGE - Borgerding DC - MCS	67.68	2,496.32	13	12.18
4	BGE	BGE Public	BGE - Hargrove DC - MCS	211.00	1,044.62	13	66.28